

И. Д. Баландина, Е. В. Челпанова

# **ГРАММАТИКА АНГЛИЙСКОГО ЯЗЫКА**

**для бакалавров, изучающих  
английский язык как второй иностранный**

*Учебное пособие*

**Ай Пи Эр Медиа  
Саратов • 2019**

УДК 811.111  
ББК 81.2  
Б20

**Авторы:**

*Баландина И. Д.* — кандидат филологических наук,  
доцент кафедры английского языка и методики обучения  
английскому языку ФГБОУ ВО «ЮУрГГПУ»;  
*Челпанова Е. В.* — кандидат педагогических наук,  
доцент кафедры английского языка и методики обучения  
английскому языку ФГБОУ ВО «ЮУрГГПУ»

**Рецензент:**

*Маврина Н.В.* — кандидат педагогических наук,  
доцент, заведующая кафедрой иностранных языков  
УрСЭИ (филиал) «Академия труда и социальных отношений»

**Баландина, И. Д.**

**Б20** Грамматика английского языка для бакалавров, изучающих английский язык как второй иностранный [Электронный ресурс] : учебное пособие / И. Д. Баландина, Е. В. Челпанова. — Электрон. дан. и прогр. (14 Мб). — Саратов: Ай Пи Эр Медиа, 2019. — 255 с.

ISBN 978-5-4486-0537-6

Пособие состоит из вводного курса, обучающего чтению, и основного курса, обучающего грамматике. Цель данного пособия — помочь изучающим английский язык повторить правила чтения, понять основные грамматические структуры и научиться корректно использовать их в повседневных ситуациях. После краткого описания грамматических структур приводятся упражнения для их закрепления. Материал расположен в последовательности от простого к сложному. В каждой грамматической теме присутствуют упражнения, имеющие коммуникативную направленность, развивающие диалогическую и монологическую речь.

Подготовлено в соответствии с требованиями Федерального государственного образовательного стандарта высшего образования.

Учебное пособие предназначено для бакалавров, направления подготовки 44.03.05 «Педагогическое образование», профили «Немецкий язык. Английский язык» и «Французский язык. Английский язык». Также может быть рекомендовано всем, изучающим английский язык.

*Учебное электронное издание*

© Баландина, И. Д., Челпанова Е. В., 2019  
© ООО «Ай Пи Эр Медиа», 2019

*Издано в авторской редакции*

Технический редактор, компьютерная верстка *Т.П. Устьянцева*  
Обложка *С.С. Сизиумовой*

*Для создания электронного издания использовано:*  
Приложение pdf2swf из ПО Swftools, ПО IPRbooks Reader,  
разработанное на основе Adobe Air

Подписано к использованию 17.10.2018. Объем данных 14 Мб.

Издание представлено в электронно-библиотечных системах  
**IPR BOOKS** ([www.iprbookshop.ru](http://www.iprbookshop.ru)),  
**Библиокомплектатор** ([www.bibliocomplectator.ru](http://www.bibliocomplectator.ru))

Бесплатный звонок по России: **8-800-555-22-35**  
Тел.: 8 (8452) 24-77-97, 8 (8452) 24-77-96

*Отдел продаж и внедрения ЭБС:*  
*доб. 206, 213, 144, 145*  
*E-mail: [sale@iprmedia.ru](mailto:sale@iprmedia.ru)*

*Отдел комплектования ЭБС:*  
*доб. 224, 227, 208*  
*E-mail: [mail@iprbookshop.ru](mailto:mail@iprbookshop.ru)*

**По вопросам приобретения издания обращаться:**  
доб. 208, 201, 222, 224  
E-mail: [izdat@iprmedia.ru](mailto:izdat@iprmedia.ru), [author@iprmedia.ru](mailto:author@iprmedia.ru)

## CONTENTS

<b>INTRODUCTION</b> .....	7
READING RULES .....	10
<b>BASIC COURSE</b> .....	16
SUBJECT PRONOUNS .....	16
THE VERB «TO BE» .....	16
CONTRACTIONS .....	18
WORD ORDER IN AN ENGLISH SENTENCE AND TYPES OF QUESTIONS.....	21
THE VERB «TO HAVE» / «HAVE GOT» .....	23
CLASSIFICATION OF NOUNS .....	26
PLURAL OF NOUNS .....	27
THE POSSESSIVE CASE OF NOUNS.....	34
DEMONSTRATIVE PRONOUNS .....	37
SUBJECT, OBJECT, POSSESSIVE AND REFLEXIVE PRONOUNS.....	39
INDEFINITE PRONOUNS MUCH, MANY, FEW, LITTLE.....	65
DEGREES OF COMPARISON OF ADJECTIVES AND ADVERBS.....	69
THE SYSTEM OF THE ENGLISH TENSES .....	73
THE PRESENT SIMPLE (INDEFINITE) TENSE .....	74
THE PRESENT PROGRESSIVE (CONTINUOUS) TENSE .....	78
THE PRESENT PERFECT TENSE .....	86
THE PRESENT PERFECT CONTINUOUS TENSE.....	91
THE PAST SIMPLE TENSE.....	93
THE PAST PROGRESSIVE (CONTINUOUS) TENSE .....	99
THE PAST PERFECT TENSE.....	103
THE PAST PERFECT PROGRESSIVE (CONTINUOUS) TENSE.....	105
THE FUTURE SIMPLE (INDEFINITE) TENSE.....	109
THE FUTURE CONTINUOUS TENSE .....	112
THE FUTURE PERFECT TENSE.....	115
THE FUTURE PERFECT PROGRESSIVE (CONTINUOUS) TENSE.....	118
FUTURE FORMS.....	120
MODAL VERBS AND EXPRESSIONS .....	123
THE PASSIVE VOICE.....	140
THE SEQUENCE OF TENSES .....	149
REPORTED (INDIRECT) SPEECH.....	151
CONDITIONAL SENTENCES.....	162

SUBJUNCTIVE AFTER «WISH» / «IF ONLY» .....	165
NON-FINITE FORMS OF THE VERB. THE INFINITIVE .....	171
COMPLEX SUBJECT .....	181
THE GERUND.....	185
THE PARTICIPLE .....	193
THE NOMINATIVE ABSOLUTE PARTICIPIAL CONSRTRUCTION .....	199
<b>TESTS FOR SELF CONTROL.....</b>	<b>204</b>
<b>GRAMMAR RULES IN ENGLISH.....</b>	<b>227</b>
<b>SOURCES .....</b>	<b>255</b>

## ВВЕДЕНИЕ

Цель учебного пособия состоит в усвоении студентами комплекса компетенций, предусмотренного ФГОС ВО по дисциплине «Практическая грамматика второго иностранного языка» и направлена на совершенствование грамматических умений и навыков студентов в устной и письменной речи.

Основными задачами пособия являются:

- развитие грамматических навыков для осуществления коммуникативных намерений в устной и письменной формах общения;
- выработка у студентов прочных навыков грамматически правильной устной и письменной речи;
- развитие умений правильного и адекватного оформления определенных типов высказывания;
- овладение основами теоретических знаний о грамматическом строе современного английского языка;
- формирование и развитие навыка самостоятельной работы со справочной литературой.

Процесс изучения дисциплины «Практическая грамматика второго иностранного языка» направлен на формирование следующих компетенций:

### Планируемые результаты обучения

№ п/п	Компетенция (содержание и обозначение в соответствии с ФГОС ВО и ОПОП)	Конкретизированные цели освоения дисциплины		
		знать	уметь	владеть
1.	<b>СК-1</b> владеет системой лингвистических знаний на различных уровнях языка, знаниями о его функциональной разновидности	З.1 основные грамматические формы и структуры изучаемого языка	У.1 идентифицировать функциональную принадлежность грамматических явлений	В.1 способами реализации грамматических структур в различных видах курса
2.	<b>СК-4</b> способен использовать языковые средства (фонетические, лексические, грамматические, стилистические, словообразовательные) для достижения коммуникативных целей в конкретной ситуации общения на изучаемом иностранном языке	З.2 место и роль грамматических средств в прагматике коммуникации	У.2 применять знание грамматических правил для построения высказываний	В.2 приемами употребления грамматических форм и структур адекватно ситуации общения на иностранном языке

# INTRODUCTION

## ВВОДНЫЙ КУРС

### The English alphabet (26 letters)

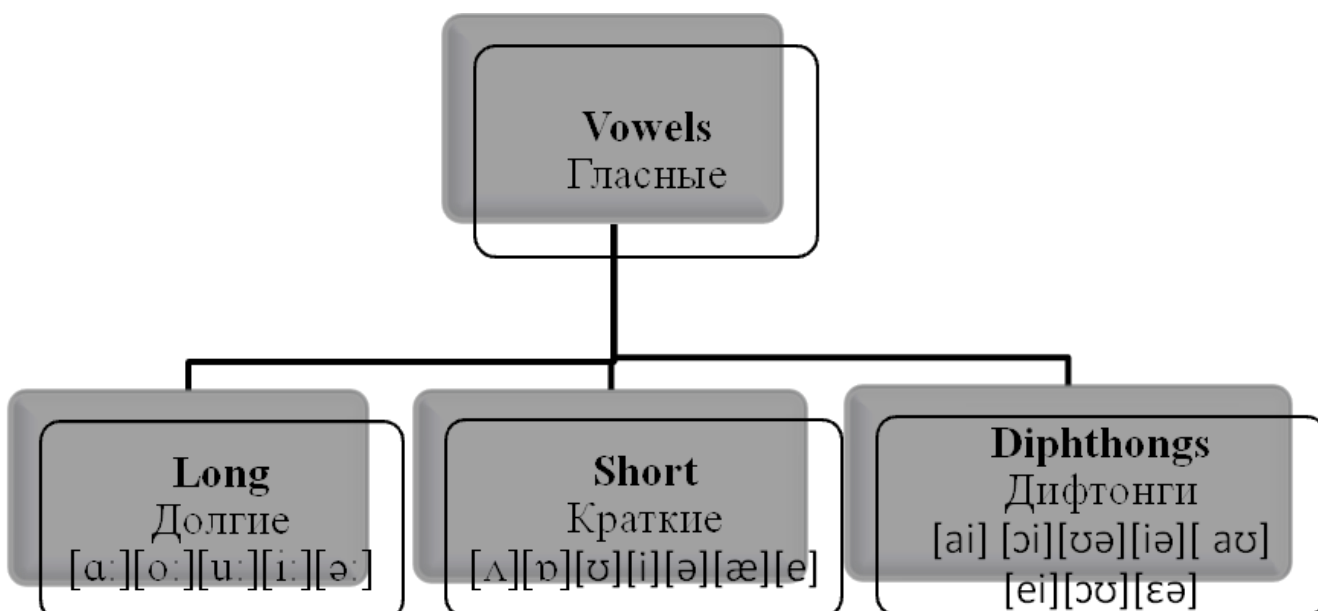
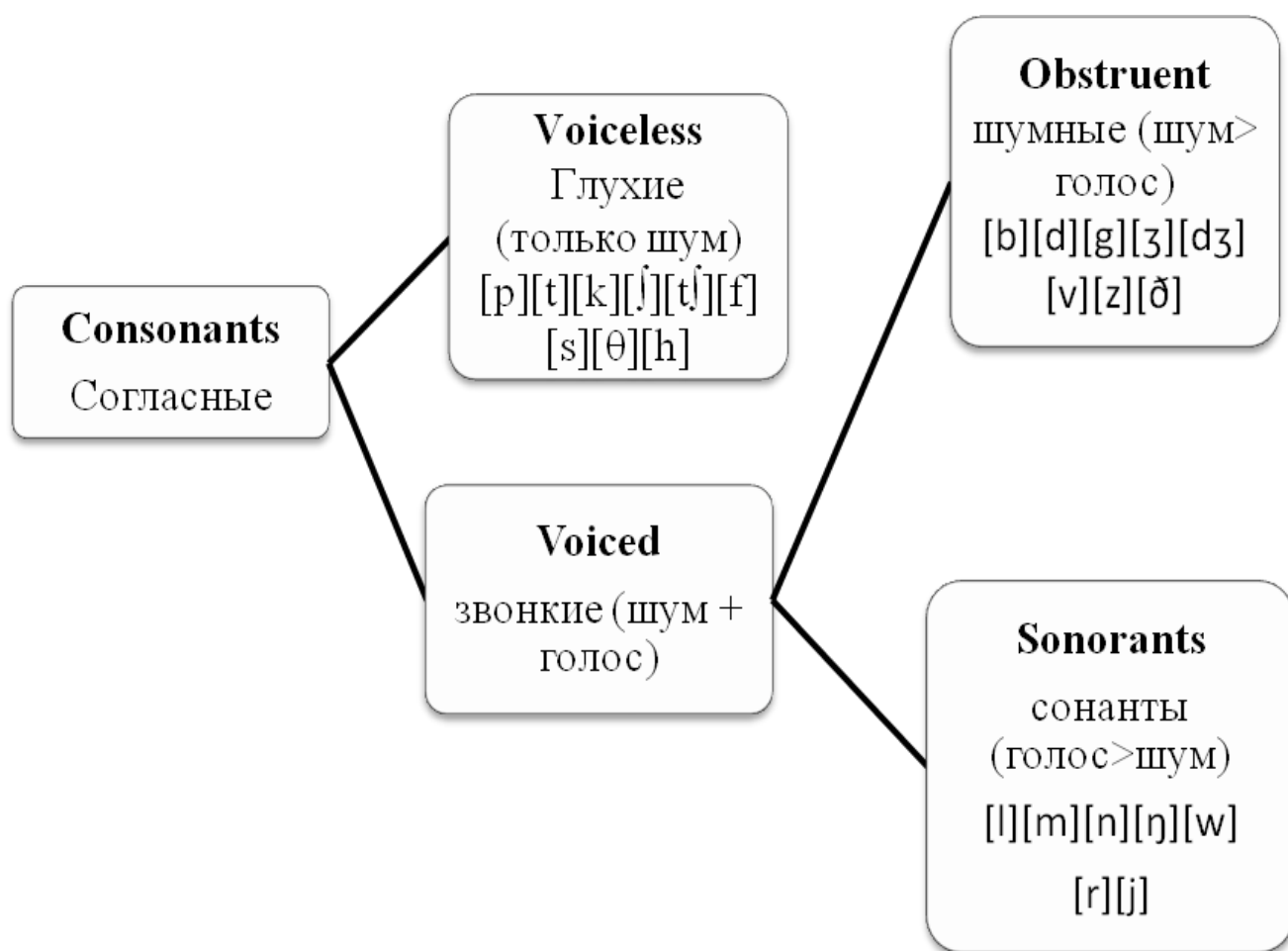
<b>Aa</b>	<b>Nn</b>
<b>Bb</b>	<b>Oo</b>
<b>Cc</b>	<b>Pp</b>
<b>Dd</b>	<b>Qq</b>
<b>Ee</b>	<b>Rr</b>
<b>Ff</b>	<b>Ss</b>
<b>Gg</b>	<b>Tt</b>
<b>Hh</b>	<b>Uu</b>
<b>Ii</b>	<b>Vv</b>
<b>Jj</b>	<b>Ww</b>
<b>Kk</b>	<b>Xx</b>
<b>Ll</b>	<b>Yy</b>
<b>Mm</b>	<b>Zz</b>

That is the English alphabet, which we never must forget!

Многие английские слова читаются не по правилам. Чтобы показать произношение слов применяют транскрипцию.

Транскрипция — это обозначение звуков на письме.

## English sounds (44)





**Ex. 1.** Practise reading the phonetic symbols:

[bo:l]	['pjænou]	[i'lu:zn]
[dʒein]	[tʃɛə]	[ʒɑ:ŋr]
[fʊʊn]	['wo:droub]	[pʃʊərifi'keiʃn]
[θæŋks]	[əridʒi'neiʃn]	['peɪʃəns]
[laɪk]	[dʒʌstifi'keiʃn]	[ən'tɑ:ktɪk]
[sɪŋ]	[i'lu:zn]	['dʒʌstɪs]
[klaʊdz]	[ri'ko:də]	['elifənt]
[ði:z]	[wɜ:st]	['fæntəzi]
['ju:sɪdʒ]	[pə'litikəl]	[ə'læs]
[gʊd]	[entrəns]	['feɪkɪŋ]
[gə:l]	[ai'rɪni]	[ʃu:z]
['fə:kʊt]	[sai'kɒlədʒi]	['ʃaɪnə]
['brɪŋɪŋ]	[dʒi'ŋgrəfi]	['wɜ:ði]
[ðʊʊz]	[baɪ'ɒlədʒi]	[θɪŋz]
['θʌrəli]	['ju:ʒʊəli]	['θɜ:sti]
['dɒktə]	['θaʊzənd]	['hʌŋgri]
['sʌnʃaɪn]	['kɑ:pɪt]	['hʌndrɪd]
[,o:stɾə'no:t]	['kɜ:tnz]	['weðə]
['fæktəri]	['ju:θəmɪzəm]	[,nevəðə'les]
[haɪ'pɒkrɪsi]	[ðʌs]	[ə'keɪzɪnəli]
[dʒu:s]	['bʊk'keɪs]	['kæθrɪn]
[jʊ'kreɪn]	['kɒstjʊm]	[ə'lɪzəbəθ]
['si:zn]	['sju:tbæg]	['θɜ:'ti:n]
['ʃo:tɪdʒ]	['fɛərɪteɪl]	[fra:ns]
[ɪn'vaɪərənmənt]	[,demən'streɪʃn]	
['fo:rɪst]	['wɜ:kɪŋ]	

## READING RULES

### Types of Reading of English Vowels

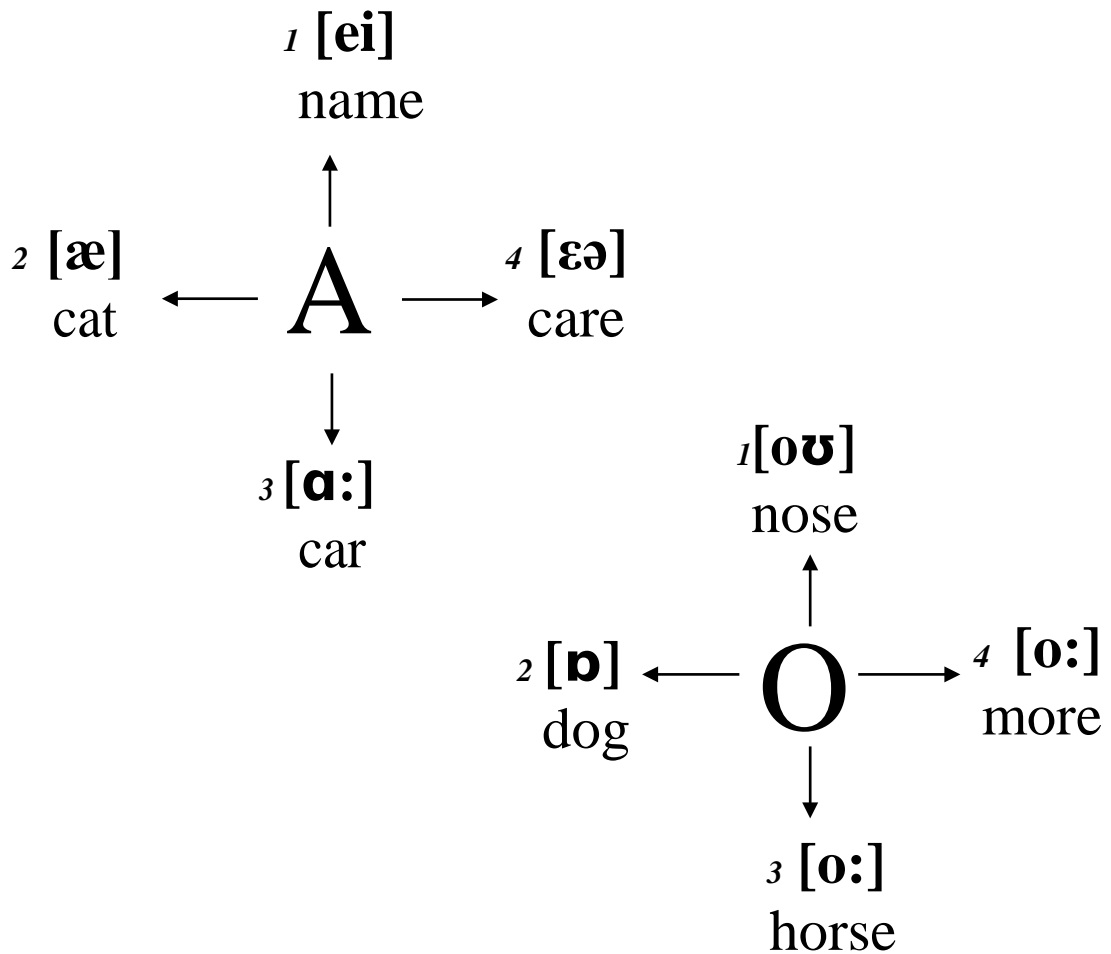
#### Четыре типа чтения английских гласных под ударением:

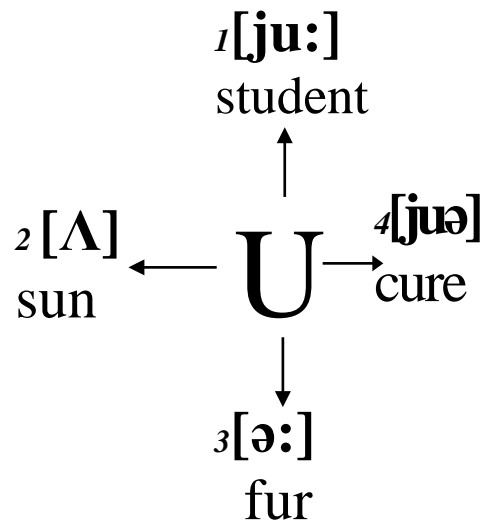
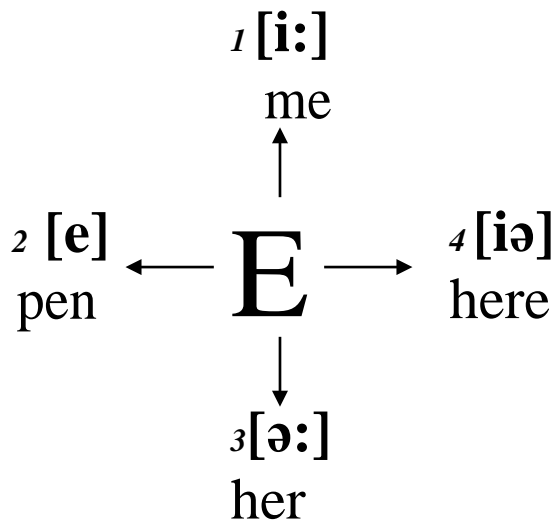
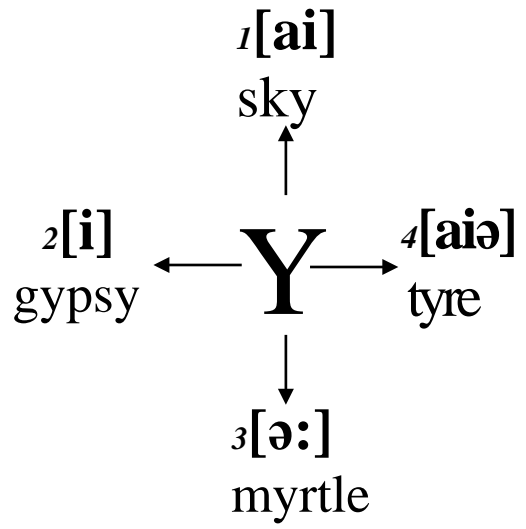
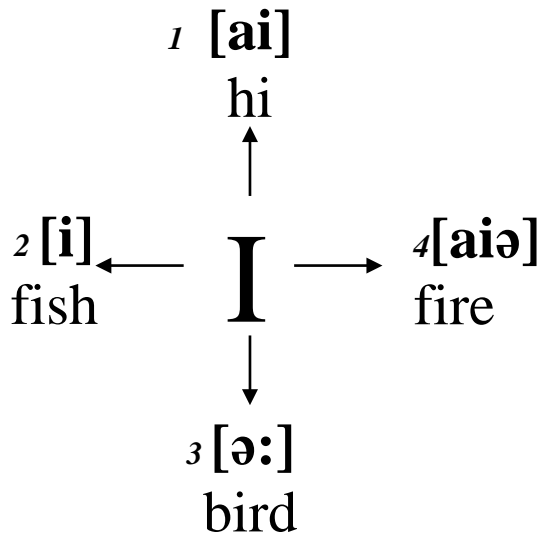
1 тип — открытый слог — это слог, заканчивающийся на гласную. Гласные читаются как в алфавите: me, hi, sky, name, rose, student.

2 тип — закрытый слог — это слог, заканчивающийся на согласную. Гласные читаются кратко: pen, fish, gypsy, cat, dog, sun.

3 тип — закрытый с буквой «r» — слог, в конце которого ударная гласная + «r». Гласные читаются долго: her, bird, myrtle, car, horse, fur.

4 тип — открытый с буквой «r» — слог, в конце которого ударная гласная + «r» + гласная. Гласные читаются как в алфавите + [ə]: here, fire, tyre, care, more, sure (кроме гласных «A», «O»).





**Ex. 2.** Practise the reading rules.

Cape, Sam, same, cap, charming, farmer, dare, share, sharp, page, sharing, black, take, Jane, catch, match, age, that, man, mane, name, and, lamp, far, fare, bar, care; Lick, bite, bit, tiny, birth, list, line, nice, sky, firm, fire, myrtle, tyre, shine, gin, gyp, film, five, my, pit, life, hike, slip, hire, ship, mine, it.

Tell, bed, theme, Ben, she, spell, eve, mere, hers, pepper, send, these, fetch, he, term, cent, herb, pet, sere, pert, went, stern.

Cup, fur, during, cure, currency, tune, puppy, cube, church, bus, mute, thus, student, pupil, rung, just, plus, tube, pure, nuts, turn, fume.

Those, hot, pore, born, no, on, not, bone, or, gorge, long, sore, storm, shocking, phone, stone, robe, forth, fore, moth, store, pole, rob, phone.

**Ex. 3.** Read the words.

Huge, Sunday, corn, game, pot, fortress, mole, mule, dark, flare, lonely, hire, price, pale, stem, flash, flesh, Rome, pram, Nile, pyre, cut, person, burst, lottery, punch, skirt, shorts, shirt, vet, hang, here, flake.

**Letter Combinations Combinations of Vowels**

<b>Гласная</b>	<b>Сочетание</b>	<b>Чтение</b>	<b>Пример</b>
<b>Аа</b>	Ai	[ei]	Aim
	Ay	[ei]	Day
	Aw	[o:]	Law
	Alk	[o:k]	Talk, chalk
	Al + согл. (кроме m, f, v)	[o:l]	All, salt
	Al + m, f, v	[a:m], [a:f], [a:v]	Calm, half, halves
	A + th, n, s, f + согл.	[a:θ], [a:n], [a:s], [a:f]	Bath, dance, past, after
<b>Оо</b>	Oi	[ɔi]	Boy
	Oy	[ɔi]	Oil

	Oo	[u:]	Soon
	Ook	[ok]	Book
	Oa	[ɔʊ]	Road
	Ou	[aʊ]	Out
	Ow удар.	[aʊ]	Town
	Ow безуд.	[ɔʊ]	Moscow
	Old	[ɔʊld]	Old, cold
	O + m, n, th, v	[ʌ]	Come, son, mother, love
	Or в безуд. слогe	[ə]	Doctor
<b>Ee</b>	Er в безуд. слогe	[ə]	Teacher
	Ee	[i:]	See, meet
	Ea	[i:]	Sea, meat
	Ea + d, th	[e]	Bread, death
	Eu	[ju:]	Neutral
	Ei	[ei]	Vein
	Ey	[ei]	They
	Ew	[ju:]	New
	Rew	[ru:]	Threw
<b>Yy</b>	Y на конце слов	[i]	Study, lady
<b>Ii</b>	Igh	[ai]	Night
	Ild	[aɪld]	Child, mild
	Ind	[aɪnd]	Kind

## Combinations of Consonants

Сочетание	Чтение	Пример
Kn в нач. слов	[n]	Knight, know
Ck	[k]	clock
Ng	[ŋ]	Sing
C + e, i, y в остальных случаях	[s] [k]	Place, cycle Cat
G + e, i, y в ост. случаях	[dʒ] [g]	Page, gypsy Gas ( <i>but girl, get, give</i> )
Gh	[-]	Eight
Ch, tch	[tʃ]	Chicken, match
Sh	[ʃ]	She
Th в знаменат. словах в служеб. словах	[θ] [ð]	Think That
Wr	[r]	Write
Wh	[w]	Why
Who	[hu:]	Whose
Wor	[wɜ:]	Work
War	[wɔ:]	War
Wa	[wɔ]	Want
Qu	[kw]	Question
Qua	[kwɔ]	Quality
Quar	[kwɔ:]	Quarter
Ture	[tʃə]	Picture
Tion	[ʃn]	Revolution
Sion	[ʒn]	Decision
Ph	[f]	Phone

**Ex. 4.** Practise reading the words.

Knife, knock, knave, knit, knot, knight, knee, knew.

Gust, germ, egg, age, grim, got, goose, gaze, gypsy, page, George, gym, gently;  
Race, cinders, place, palace, cool, principle, advice, cycle, cock, curl, ice, icy; Veal,  
reel, meek, teach, heat, mean, meet, meat, see, sea, feet, teeth, free; Chicken, chat,  
cherry, chest, chill, children, charming.

High, night, right, bright, fight, light.

English, angry, angle, bringing, parting, sing, song; Spain, faint, plain, laid, gay.

Quickly, question, quiz, quarter, consequence.

Few, stew, pew, hewn, new.

She, ship, sheep, fish, dish, shine, fashion, show, shut.

Bow, Moscow, yellow, window, gown, down, vow, town, how, now; Foul,  
noun, count, scout, out, mouse, house.

Spoon, book, cook, tool, fool, soon, moon; Toy, coin, point, join, noisy, joy,  
boy, oil; Oak, road, loan, goal.

Phone, elephant, physics, photographer, phenomenon; Back, clock, click, thick,  
black, rucksack, neck.

Myth, that, this, think, thirsty, thirty, the, these, those, bath, bathe; Tall, all,  
hall, ball, falling, wall, small, calling.

Write, wrest, wrong, wrist, wring, wreck, wrap, wry; Come, love, mother,  
brother, son, some, other, dove; Picture, lecture, sculpture, torture.

Organization, orientation, origination, extension, formation.

**Ex. 5.** Read the words.

Photo, chess, charm, sheep, meat, cook, balloon, doom, light, sight, knight,  
thick, that, bathe, teeth, quarter, aim, question, ball, hall, thousand, ouch, black,  
troops, cherry, berry, mushroom, brown, ounce, town, quiz, fowl, team, curl, thirsty,  
road, foal, point, bay, sea, see, faint.

**BASIC COURSE**  
**ОСНОВНОЙ КУРС**

**Subject pronouns**

**Личные местоимения в именительном падеже**

*Единственное число:*

1 лицо: I

2 лицо: You

3 лицо: He, She, It

*Множественное число:*

1 лицо: We

2 лицо: You

3 лицо: They

**Ex. 6.** Write in: he, she, it, we, you, and they.

1. Tom — *he*,

2. Tom and I —

3. Kate —

4. Kate and I —

5. Bob and Kate —

6. a plane —

7. Ann and her dog —

8. You and your neighbor —

9. Those cats —

10. His bike —

11. Mr. Black —

12. My uncle and I —

13. A ring —

14. Mary and you —

15. Mum and Dad —

16. That car —

17. Two carrots and a tomato —

**The verb «to be»**

**Глагол «to be» в настоящем времени**

<b>Утверждение</b>	<b>Вопрос</b>	<b>Отрицание</b>
I am	Am I?	I am not
You are	Are you?	You are not
He is	Is he?	He is not
She is	Is she?	She is not
It is	Is it?	It is not
We are	Are we?	We are not
You are	Are you?	You are not
They are	Are they?	They are not



**Ex. 7.** Use the correct form of the verb «to be».

1. I am a teacher.
2. We    from Italy.
3. He    not a doctor.
4. You    a student.
5. They    not painters.
6.    she tall?
7. I    optimistic.
8.    you an actress?
9. It    a watch.
10. These people    not from Spain.
11. Michael    a good student.
12. My sister and I    at home.
13. Mr. Thompson    from New York City.
14. Michael    fifteen.
15. Mr. Green and Mr. Brown    engineers.
16. How    you?
17. The Bodrovs    from Russia.
18. It    a pity.
19. How old    Mary?
20. How old    your sister?
21. Where    they now?
22. I    sorry.



Her name is Angela. Her surname is Merkel.

She is from Germany.

She is a German Chancellor. She is 61.

She is married.

Her house is in Berlin.

She is fond of gardening, travelling and reading in her free time.

**Ex. 8.** Ask questions about Angela Merkel. Use the words in the box and forms of the verb «to be».

Where	How old	What
-------	---------	------

1. \_\_ her name?
2. \_\_ her surname?
3. \_\_ she from?
4. \_\_ she? = \_\_ her job?
5. \_\_ she? = \_\_ her age?
6. \_\_ she married or single?
7. \_\_ her address?
8. \_\_ she fond of doing in her free time?

**Ex. 9.** Ask your partner the same questions. Use the forms of the verb «to be».

- What \_\_ your name?  
 What \_\_ your surname? Where \_\_ you from?  
 What \_\_ your job?  
 How old \_\_ you? = What \_\_ your age?  
 \_\_ you married or single?  
 What \_\_ your address?  
 What \_\_ you fond of doing in your free time?

### Contractions

### Сокращения

### Утверждения

<i>Full form</i>	<i>Contraction</i>
I <b>am</b> your teacher.	I' <b>m</b> your teacher.
You <b>are</b> in room 13.	You' <b>re</b> in room 13.
He <b>is</b> James.	He' <b>s</b> James.
She <b>is</b> Marta.	She' <b>s</b> Marta.
It <b>is</b> a school.	It' <b>s</b> a school.
We <b>are</b> students.	We' <b>re</b> students.
You <b>are</b> in Class 2.	You' <b>re</b> in Class 2.
They <b>are</b> German.	They' <b>re</b> German.

## Отрицания

<i>Full form</i>	<i>Contraction</i>
I <b>am not</b> your teacher.	I'm <b>not</b> your teacher.
You <b>are not</b> in room 13.	You <b>aren't</b> in room 13.
He <b>is not</b> James.	He <b>isn't</b> James.
She <b>is not</b> Marta.	She <b>isn't</b> Marta.
It <b>is not</b> a school.	It <b>isn't</b> a school.
We <b>are not</b> students.	We <b>aren't</b> students.
You <b>are not</b> in Class 2.	You <b>aren't</b> in Class 2.
They <b>are not</b> German.	They <b>aren't</b> German.

## Краткие ответы

<i>Question form</i>	<i>Short positive answer</i>	<i>Short negative answer</i>
<b>Am</b> I your teacher?	Yes, I <b>am</b> .	No, I'm not.
<b>Are</b> you in room 13?	Yes, you <b>are</b> .	No, you <b>aren't</b> .
<b>Is</b> he James?	Yes, he <b>is</b> .	No, he <b>isn't</b> .
<b>Is</b> she Marta?	Yes, she <b>is</b> .	No, she <b>isn't</b> .
<b>Is</b> it a school?	Yes, it <b>is</b> .	No, it <b>isn't</b> .
<b>Are</b> we students?	Yes, we <b>are</b> .	No, we <b>aren't</b> .
<b>Are</b> you in Class 2?	Yes, you <b>are</b> .	No, you <b>aren't</b> .
<b>Are</b> they German?	Yes, they <b>are</b> .	No, they <b>aren't</b> .

**Ex. 10.** Write the sentences in the negative. Use the contracted form.

**E.g.:** She's American. — *She isn't American.*

1. I'm Russian.
2. They are Brazilian.
3. It's Mexican food.
4. She's French.
5. We're from Italy.
6. You're Japanese.
7. He's from Canada.

**Ex. 11.** Make questions and short answers.

**E.g.:** / you Spanish? (+) — *Are you Spanish?* — *Yes, I am.*

1. / I in room 212? (+).
2. / it German (+).
3. / they from the USA? (-).
4. / we in class 2? (-).
5. / she Chinese? (+).
6. / you Irish? (-).
7. / he from Scotland? (-).

**Ex. 12.** Translate into English.

1. Моя сестра — актриса.
2. Она высокая и стройная.
3. Мой брат — инженер.
4. Он архитектор.
5. Ему 32 года.
6. Мне двадцать лет.
7. Я женат.
8. Я из Италии.
9. Я люблю путешествовать в свободное время.
10. Мне жаль, но вечером они заняты.
11. Мой дом в Москве.
12. Она интересуется садоводством.
13. Они сейчас дома.
14. Я не оптимистичен.

**Ex. 13.** Fill in the chart about Brad Pitt. Surf the Internet if necessary.

Surname	<i>Pitt</i>
First Name	
Country / town	
Job	
Age	
Marital status	
Ex-wife and children	
Free time	



**Ex. 14.** Write questions about Brad Pitt. Then tell your partner about yourself following the same plan. Answer your partner's questions if there are any.

**Word order in an English sentence and types of questions**  
**Порядок слов в английском предложении и типы вопросов**

<b>Direct</b> Прямой (— == )	<b>Indirect</b> Обратный ( == —)
утверждение, отрицание, вопрос к подлежащему (who), разделительный вопрос (tag)	общий вопрос (Yes-No), специальный вопрос (Wh), альтернативный вопрос (choice),

**Rosa is from Spain.**

1. A Yes-No question: *Is Rosa from Spain? — Yes, she is. (No, she isn't.)*
2. A Wh-question: *Where is Rosa from? — She is from Spain.*
3. A choice question: *Is Rosa from Spain **or** Italy? — She is from Spain.*
4. A question to the subject, a who-question: *Who is from Spain? — Rosa is.*
5. A tag-question: *Rosa is from Spain, isn't she? — Yes, she is. (No, she isn't.)*  
*Rosa isn't from Spain, is she? — No, she isn't. (Yes, she is.)*

**Ex. 15.** Ask Yes-No questions and give short positive answers.

1. His name is Tom. — *Is his name Tom?* — *Yes, it is.*
2. His aunt is a teacher.
3. I am eleven.
4. They are his friends.

**Ex. 16.** Ask Wh-questions to the underlined words.

1. Jane is in her office. — *Where is Jane?*
2. She is thirty. —
3. I am fine. —
4. They are musicians. —
5. We are good singers. —

**Ex. 17.** Ask choice questions.

1. This is my magazine.
2. They are from Germany.
3. I am Italian.
4. My brother is twenty.

**Ex. 18.** Ask questions to the subject.

1. Jane is ill.
2. This dress is very expensive.
3. I'm happy.
4. These men are journalists.

**Ex. 19.** Ask tag-questions.

1. This task is very difficult.
2. The apples are very tasty.
3. My daughter isn't at school now.
4. You are married.
5. They aren't in the classroom.

**Ex. 20.** Ask five types of questions to the sentences.

1. We are from Germany.
2. They are twenty years old.
3. You are at home.
4. My telephone number is 9804567342.
5. I am a lawyer.

**Ex. 21.** Translate from Russian into English.

1. Они милые дети.
2. Это письмо для тебя.
3. Он хороший студент.
4. Я из Польши.

### **The verb «to have»/ «have got»**

#### **Глагол «to have»/ конструкция «have got»**

Глагол *to have* и конструкция *have got* имеют одинаковое значение — иметь, обладать. Разница состоит в том, что *to have* характерен для письменного варианта, который является более официальным. *Have got* используется в устной речи, более неформальной и неофициальной.

#### **Глагол «to have»**

<b>Утверждение</b>	<b>Вопрос</b>	<b>Отрицание</b>
I have	Do I have?	I don't have
You have	Do you have?	You don't have
He <b>has</b>	<b>Does</b> he have?	He <b>doesn't</b> have
She <b>has</b>	<b>Does</b> she have?	She <b>doesn't</b> have
It <b>has</b>	<b>Does</b> it have?	It <b>doesn't</b> have
We have	Do we have?	We don't have
You have	Do you have?	You don't have
They have	Do they have?	They don't have

## Конструкция «have got»

Утверждение		Вопрос	Отрицание	
Полная форма	Краткая форма		Полная форма	Краткая форма
I have got	I've got	Have I got?	I have not got	I haven't got
You have got	You've got	Have you got?	You have not got	You haven't got
He <b>has got</b>	He's <b>got</b>	<b>Has</b> he got?	He has not got	He hasn't got
She <b>has got</b>	She's <b>got</b>	<b>Has</b> she got?	She has not got	She hasn't got
<b>It has got</b>	<b>It's got</b>	<b>Has</b> it got?	It has not got	It hasn't got
We have <b>got</b>	We've <b>got</b>	Have we got?	We have not got	We haven't got
You have <b>got</b>	You've <b>got</b>	Have you got?	You have not got	You haven't got
They have <b>got</b>	They've <b>got</b>	Have they got?	They have not got	They haven't got

**Ex. 22.** Make the sentences negative.

The Whites **have got** a new car. — *The Whites **haven't got** a new car.*

She **has** a doll. — *She **doesn't have** a doll.*

1. The child has got a teddy bear.
2. He has a tiger.
3. The cat's got five nice kittens.
4. We have a big country cottage.
5. The Browns have got three puppies.
6. They have two armchairs.
7. The clown has a yellow balloon.
8. The kitten's got grey eyes.

**Ex. 23.** Ask Yes-No Questions.

They **have got** five ducks. — ***Have they got** five ducks?*

She **has** two cows. — ***Does she have** two cows?*

1. Kitty has got many dolls.
2. I have a blue pen.
3. Bob and Tom have got good marks.
4. The university has a new swimming pool.
5. The students have an English class every Friday.
6. They've got much homework every day.
7. I've got a football match today.
8. The child has blue eyes.



**Ex. 24.** Use am, is, are, have got, has got.

1. You \_\_ welcome.
2. The metro station \_\_ far from my house.
3. I seventeen. How old \_\_ you?
4. My cat \_\_ five kittens. You \_\_ a pet?
5. They \_\_ very funny.
6. We a little child. She \_\_ four.
7. My children \_\_ many toys.
8. Their favourite toy \_\_ a train.
9. We \_\_ at work.
10. The picture \_\_ on the wall.
11. Kate \_\_ his sister?
12. Paul \_\_ a sister?
13. My mother a teacher. She \_\_ many pupils.
14. Her pupils \_\_ hard-working.
15. My friend two uncles. They \_\_ pilots.
16. What country \_\_ she from?
17. We \_\_ fine, thank you. How you?
18. It a rainy day. He \_\_ an umbrella with him?
19. \_\_ you an engineer? — Yes, I.
20. \_\_ your aunt a doctor? — Yes, she.
21. I \_\_ a large family.

**Ex. 25.** Ask five types of questions to the sentences.

1. We have little bread.
2. He's got a nice film.
3. She's got modern furniture.
4. They have young teachers at university.
5. We have guests tonight.

**Ex. 26.** Translate into English.

A.

1. У моего друга есть собака.
2. У меня есть два брата.
3. У моего отца новая машина.
4. У моей сестры много английских книг, но у неё нет русских книг.

5. У меня есть время, чтобы заниматься английским языком.

6. У него простуда.

7. У моей собаки голубые глаза.

В.

1. У вас много работы сегодня?

2. У них сегодня вечером гости?

3. У тебя много друзей в школе?

4. У вас часто бывает простуда?

5. У тебя есть братья или сёстры?

6. Вы поздно обедаете?

7. У вас есть время обсудить этот вопрос со мной?

8. Вы обычно пьёте кофе или чай на завтрак?

С.

1. У кого есть ручка?

2. У кого есть вопросы?

3. Сколько детей у вашей тётушки?

4. Какая семья у вашего дяди?

5. Какие планы у вас сегодня?

6. Сколько каналов у вашего телевизора?

### **Classification of nouns**

#### **Классификация существительных.**

1. Все существительные делятся на:

- *исчисляемые* (имеют форму единственного и множественного числа): *a ship — ships; a tree — trees;*

- *неисчисляемые* (не меняются): *sand, sugar, music, knowledge.*

2. Все существительные делятся на имена собственные (*proper nouns*) и имена нарицательные (*common nouns*).

*Proper nouns*: Harry Potter; Vladimir Putin, New York, Alaska, Spain, Russia, Sony, Nike, September, Monday. Имена собственные пишутся с большой буквы. Это имена людей, географические названия, названия месяцев и дней недели.

*Common nouns:*

Конкретные (concrete, class)	Абстрактные (abstract)	Вещественные (material)	Собирательные (group, collective)
Исчисляемые, имеют форму единственного и множественного числа	Неисчисляемые.	Неисчисляемые, но чтобы обозначить различные сорта материала или вещества могут использоваться во множественном числе: <i>Different kinds of coals are excavated in Siberia.</i>	Делятся на три группы: 1. Используются только в ед. числе: <i>This furniture is beautiful.</i> 2. Используются с глаголом во множественном числе: <i>People are different. The cattle are in the yard. The police are here.</i> 3. Обозначают группу людей и могут использоваться как в единственном (если группа — единое целое), так и во множественном числе (если группа — отдельные личности): <i>Their family is large. Their family are living in Greece and Italy.</i>

### Plural of nouns

#### Множественное число существительных

##### Общее правило.

Образуется с помощью — *s*, которое читается [s] после глухих согласных, [z] после звонких согласных и гласных:

*a fact — facts [fæktz]; a day — days [deiz]; a girl — girls [gɜ:lz]*

##### Частные случаи

После <b>-ss, -x, -ch, -tch, -sh.</b>	<i>a dress — dresses; a box — boxes</i>
Прибавляется <b>-es</b> , которое читается [iz]	<i>a house [haus] — houses ['haʊzɪz]</i>
Конечная <b>-y</b> , перед которой стоит согласная, меняется на <b>-i + es</b>	<i>a city — cities; a family — families</i>

В именах собственных просто добавляется <b>-s</b> . Конечная <b>-y</b> , перед которой стоит гласная, не меняется <b>+s</b>	<i>Kitty — Kittys, Mary — Marys. a boy — boys; a monkey — monkeys</i>
Конечная <b>-f</b> или <b>-fe</b> меняется на <b>-ves</b>	<i>a leaf — leaves; a shelf — shelves; thief — thieves; a half — halves; a wolf — wolves; a knife — knives; life — lives; self — selves; a calf — calves; a loaf — loaves; a wife — wives; an elf — elves.</i>
После <b>-ff, -oo, -ee</b> и в ряде других существительных добавляется просто <b>-s</b>	<i>a roof — roofs; a cliff — cliffs; a proof — proofs; a safe — safes; a chief — chiefs; a belief — beliefs; grief — grieves</i>
У некоторых существительных можно использовать как <b>-fs</b> , так и <b>-ves</b> во множественном числе	<i>a scarf — scarf / scarves; a handkerchief — handkerchiefs / handkerchieves; a dwarf — dwarfs / dwarves; a hoof — hoofs / hooves</i>
После конечной <b>-o</b> , перед которой стоит <b>согласная</b> , добавляется <b>-es</b>	<i>a potato — potatoes; a tomato — tomatoes; a hero — heroes; an echo — echoes; a Negro — Negroes</i>
У некоторых существительных возможны две формы: <b>-s / -es</b>	<i>buffalo(e)s; mosquito(e)s; tornado(e)s; volcano(e)s; commando(e)s; zero(e)s</i>
Исключениями являются сокращения и музыкальные термины. Они добавляют просто <b>-s</b>	<i>Исключения: photos; kilos; memos; tangos; pianos; concertos; solos</i>
После конечной <b>-o</b> , перед которой стоит <b>гласная</b> , добавляется <b>-s</b>	<i>radios; videos; kangaroos</i>
Исключения: изменяется корневая гласная или добавляется <b>-en</b> или форма не меняется	<i>A man — men, a woman — women, a postman — postmen, a foot — feet, a tooth — teeth, a goose — geese, an ox — oxen, a child — children, a mouse — mice, a sheep — sheep, a deer — deer, a swine — swine; a fish — five fish; a means — many means; a TV series — two TV series; one species — twenty species; person — people (человек — люди), a people — peoples (народ — народы)</i>

<p>Ряд существительных из греческого и латинского языка сохранил свои оригинальные окончания:  <b>-is [is] → -es [i:z]; -us → -i [ai];</b>  <b>-on/-um → -a [ə]; -a → -ae [i:];</b>  <b>-ex, -ix → -ices [aisiz]</b></p>	<p><i>Analysis — analyses; axis — axes;</i>  <i>basis — bases; crisis — crises;</i>  <i>diagnosis — diagnoses; thesis — theses;</i>  <i>nucleus — nuclei; phenomenon —</i>  <i>phenomena; criterion — criteria; datum —</i>  <i>data; maximum — maxima; minimum —</i>  <i>minima; formula — formulae / formulas;</i>  <i>antenna — antennae; index — indices</i></p>
<p>Существительные, оканчивающиеся на <b>-th[θ]</b>, которой предшествует долгая гласная или дифтонг, прибавляют <b>-s</b> и читаются [ðz]</p>	<p><i>a bath [ba:θ] — baths [ba:ðz]; a</i>  <i>path [pa:θ] — paths [pa:ðz]; a mouth</i>  <i>[maʊθ] — mouths [maʊðz]; truth [tru:θ] —</i>  <i>truths [tru:ðz]</i>  <i>but: youths [ju:θs]; births [bɜ:θs]</i></p>

**Сложные существительные образуют множественное число несколькими способами.**

<b>Состав сложного существительного</b>	<b>Какая часть ставится во множественное число</b>	<b>Примеры</b>
1. существительное + существительное 2. man (человек) + существительное	второе существительное	<i>mouse-traps postmen</i> <i>man-eaters</i>
man (мужчина) + существительное woman + существительное	оба существительных	<i>menservants women</i> <i>drivers</i>
прилагательное + существительное	существительное	<i>gentlemen</i> <i>walking sticks</i>
существительное + предлог	существительное	<i>lookers-on; passers-by</i>
существительное + предлог + существительное	первое существительное	<i>mothers-in-law;</i> <i>men-of-war</i>
нет существительных в составе слова	последний элемент	<i>grown-ups;</i> <i>forget-me-nots</i>

**Существительные, имеющие только форму множественного числа  
и употребляющиеся с глаголом во множественном числе**

Парные предметы	<i>trousers, spectacles, shorts, pyjamas, scissors, binoculars</i>
Не совпадающие с русскими аналогами	<i>clothes, looks, stairs, wages, goods, suburbs; congratulations; thanks</i>
Собирательные существительные, употребляющиеся только с глаголом во множественном числе	<i>police; cattle</i>

**Неисчисляемые существительные, употребляющиеся  
с глаголом в единственном числе**

Вещества	<i>water; air; sand; smoke; sugar; milk; coal</i>
Учебные предметы	<i>Chemistry; Physics; Math; Literature</i>
Языки	<i>Spanish; Chinese; German; Swedish</i>
Игры	<i>chess; billiards; draughts</i>
Болезни	<i>flu; cancer; pneumonia; chickenpox</i>
Природные явления	<i>darkness; hail; weather; drizzle</i>
Некоторые абстрактные существительные	<i>friendship; liberty; behavior; applause; music; courage; joy</i>
Собирательные существительные	<i>luggage; furniture; jewellery</i>
Не совпадающие с русскими аналогами	<i>news; advice; permission; information; luck; travel; knowledge; progress; money; hair; work; politics; gymnastics; economics</i>

**Неисчисляемые существительные часто используются со словами, обозначающими количество, и тогда всё выражение рассматривается как исчисляемое:** *a piece of cake / information / advice / furniture; a tube of toothpaste; a jar of jam; a glass / bottle of water/ wine; a pint of milk; a bar of chocolate; a loaf / slice of bread; a kilo of meat; a(n) item / piece of news; a can of coke.*

## Группы слов, которые согласуются с глаголом в единственном числе

Выражения, обозначающие время, расстояние, деньги, еду, как единое целое	Ten kilometers <b>is</b> a long distance. 1 000 dollars <b>is</b> too much for such a small thing. Three months <b>is</b> too long.
С выражением <i>neither...nor</i> , если второе подлежащее в единственном числе	<i>Neither my parents nor my husband <b>is</b> present. But: Neither my husband nor my parents <b>are</b> present.</i>

**Ex. 27.** Give the plural of the following nouns and divide them into three groups.

[s]	[z]	[iz]
-----	-----	------

Picture, glass, page, chair, artist, task, curl, lake, map, ant, gun, farm, dish, day, month, week, sentence, bath, bush, mouth, pet, moth, watch, shoe, rose, bird, field, lemon, umbrella, birth, kiss, bag, sky, ski, bite, egg, kid, bus, path, bench.

**Ex. 28.** Write the plural.

a) star, king, waiter, man, woman, eye, shelf, box, city, boy, goose, mouse, dress, toy, sheep, tooth, child, ox, deer, life, party, class, baby, foot, a knife, church, onion, watch, death, storey, story, fox, businesswoman, gentleman, cry, Lizzy;

b) wife, scarf, dwarf, handkerchief, loaf, belief, roof, wolf, knife, life, calf, half;

c) hero, echo, tomato, buffalo, piano, kangaroo, kilo, commando, video, motto, zoo, radio, potato, Negro, volcano, mosquito;

d) phenomenon, datum, medium, nucleus, index, analysis, maximum, thesis.

**Ex. 29.** Write the plural.

Brother-in-law, man-student, woman-teacher, man-eater, room-mate, fellow-worker, commander-in-chief, school-inspector, forget-me-not, merry-go-round, looker-on, passer-by, lady-pilot, homework, man-cook, make-up, mouse-trap.

**Ex. 30.** Which of the nouns are countable, which are uncountable, which can change depending on the meaning? Write «count», «uncount», «both»...

Biscuit, tea, work, housework, job, news, hair, fruit, armchair, money, iron, salt, dress, plate, pencil, bread, box, water, advice, pepper, paper, tiger, ring, information, fabric, computer, watch, chocolate, economics, sand, beauty.

**Ex. 31.** Fill in **is** or **are**.

1. Be careful! Those scissors \_ very sharp.
2. Athletics \_ my favourite sport.
3. My advice \_ that you get a good job.
4. My pyjamas \_ not on my bed.
5. Your hair \_ very long again.
6. Mumps \_ a childhood disease.
7. His new clothes \_ very fashionable.
8. Our new furniture \_ very modern.
9. The wages in this company \_ high.
10. Your luggage \_ in the car already.
11. The police \_ investigating the crime.
12. The news \_ is very exciting.
13. Where \_ my gloves?
14. There \_ a new pair of socks for you.
15. Billiards \_ a popular game.
16. People \_ starving in some countries.
17. The information is not correct.
18. Money \_ easy to spend and difficult to save.
19. Two years \_ a long time to be without job.
20. She doesn't like hot weather. Thirty degrees \_ too warm for her.
21. Fish \_ easy to look after as pets.
22. Your watch \_ five minutes slow.

**Ex. 32.** Write in the plural form.

She is a singer. — *They are singers.*

1. It is a box.
2. I am a waiter.




3. The deer is in the wood.
4. You are a policeman.
5. He is just a child.
6. It is a giraffe.
7. Your formula is wrong.
8. Is your baby asleep?
9. The stitch is small.
10. The money is on the shelf.
11. She is a housewife.
12. The vase is made of glass.

**Ex. 33.** Translate into English.

1. У меня есть три рыбки и улитка.
2. Все ваши деньги здесь.
3. Её волосы густые и тёмные.
4. Все люди разные.
5. Где полиция?
6. Где мои очки?
7. У него много работы.
8. Их знания хорошие.
9. Какая удача!
10. Это плохой совет.
11. Мне нужны эти сведения.
12. Фонетика — трудный предмет.
13. Где твоя одежда? — Она здесь.
14. Его зарплата высокая.
15. Их успехи большие, правда?
16. Эта информация очень важна.
17. Его советы всегда хорошие.
18. Какая у вас зарплата?
19. Ножи здесь.
20. У них в саду есть фрукты и овощи.
21. У него здоровые зубы.
22. Листья уже зелёные.
23. У них есть коровы, овцы и гуси, не так ли?
24. Это твои очки?
25. Полиция уже внутри, не так ли?
26. Фрукты и овощи полезны для здоровья.

## The possessive case of nouns Притяжательный падеж существительных



This is the girl'S dog.



This is my grandparent'S house.

Английские существительные имеют два падежа: общий (*common*) и притяжательный (*possessive*). Притяжательный падеж обозначает принадлежность. В притяжательном падеже употребляются:

- **одушевленные существительные** (люди и животные): *the manager's office, the horse's tail*;

- **названия планет и существительные**: *city, town, country, ship, world* и др., *the world's population, the city's authorities, the sun's rays*;

- **названия стран, городов, организаций и судов**: *Russia's international policy, the Titanic's passengers*;

- **выражения времени, периода и дистанции**: *yesterday, next week, today, tomorrow, this evening, Monday, ten minutes, five miles* и др.;

*Have you read yesterday's newspaper?*

*It's ten minutes' drive from the station.*

*I've got a week's holiday.*

*It is five miles' walk.*

- неопределённые и отрицательные местоимения: *somebody's advice*; *nobody's business*.

В остальных случаях с неодушевлёнными существительными принадлежность выражается с помощью предлога *of* и иногда сложным существительным: *the keys of the car = the car keys*.

Притяжательный падеж образуется следующими способами:

1) к существительным в единственном числе и именам добавляется **апостроф (')** + *s*: *the baby's cradle, Mr. Green's study*;

2) составные существительные и словосочетания добавляют **апостроф (')** + *s* к последнему элементу: *the editor-in-chief's signature, the Queen of England's daughter*;

3) к существительным, не имеющим *-s* во множественном числе, добавляется **апостроф (')** + *s*: *his children's toys, those sheep's wool*;

4) к существительным и именам собственным, оканчивающимся на *-s* во множественном числе, добавляется **только апостроф (')**: *the girls' dolls, the Browns' house*;

5) знаменитые имена, оканчивающиеся на *-s*, добавляют **только апостроф (')** и произношения не меняют: *Keats' poetry, St James' Park*;

6) если несколько существительных обозначают общее владение, то апостроф (') + *s* добавляются к последнему слову, если индивидуальное владение, то к каждому существительному: *Ilf and Petrov's novel; Pushkin's and Lermontov's poems*.

#### **Произношение:**

1. Окончание — *s* притяжательного падежа произносится так же, как окончание множественного числа существительных:

[s] после глухих согласных: *this cat's [kæts] bowl*;

[z] после звонких согласных и гласных: *Tom's [tɒmz] toy, mother's ['mʌðəz] hat, a boy's [boiz] name*;

[ɪz] после шипящих и свистящих звуков [s, z, ʒ, dʒ, ʃ, tʃ]: *the boss's ['bɒsɪz] office, Alice's adventure*.

**Примечание:** Притяжательный падеж может использоваться без существительного, к которому он относится.

*Ex. 34. Join the two parts with the correct form of the possessive case.*

The room — my brother — *my brother's room*.

1) the bag — Ann;

2) the streets — Moscow;

3) the international policy — Russia;

- 4) the air forces — America;
- 5) the toys — their children;
- 6) the clothes — these women;
- 7) the new club — the workers;
- 8) the car — my parents;
- 9) a school — girls;
- 10) exports — Britain;
- 11) the storm — last week;
- 12) the meeting — tomorrow;
- 13) the main industry — the region;
- 14) the scissors of Gladys;
- 15) the statue of Venus.

**Ex. 35.** Replace the «of-phrases» by the noun in the possessive case.

1. The streets of the town.
2. The boats of the fishermen.
3. The birthday of my daughter Helen.
4. The pages of the book.
5. The watch of my friend Peter.
6. The poems of Byron and Shelly.
7. The period of three weeks.
8. The orders of the Commander-in-Chief.
9. The novels of Jack London.
10. The apartment of me father-in law.
11. Work of two years.
12. The marathon of ten kilometers.

**Ex. 36.** Translate into English.

1. Это мамина комната.
2. Это игрушки моих сестёр.
3. Студенческие диалоги всегда интересные.
4. Машина Майка дорогая и современная.
5. Давайте сделаем пятиминутный перерыв.
6. Это в двух часах езды от нашего дома.
7. Результаты нынешнего года гораздо лучше.

8. У Джил трёхнедельный отпуск.
9. У тебя есть вчерашняя газета?
10. Новая квартира Кэрол очень большая и комфортабельная.

### Demonstrative pronouns Указательные местоимения

Единственное число	this — этот	that — тот
Множественное число	these — эти	those — те

1. ***This u these*** употребляются, чтобы представиться по телефону (на ближнем конце провода). ***That u those*** используются, с кем мы разговариваем по телефону (на дальнем конце провода):

*Hello! This is Ann. Who is that speaking? Is that Bill?*

2. ***This u these*** ассоциируются с настоящим и будущим, а ***that u those*** — с прошлым. ***That u those*** ссылаются на то, что было упомянуто ранее.

*I won the competition! — That's great! She failed her exam. — That's too bad.*

*Good morning, this is Paul Hogan with the latest news. This flower is for you.*

3. Устойчивые словосочетания с указательными местоимениями:  
That's it. — Хватит / Достаточно. This is it. — Вот и всё. That's just it! — Вот именно! And that's that. — Решено.

4. Указательные местоимения используются вместо существительных, чтобы избежать повторения:

*The trees in our garden are taller than those in the park.*

**Ex. 37.** Write the plural.

This man is an engineer. — *These men are engineers.*

1. That woman is my sister.
2. This child is my son.
3. That goose is big.
4. This mouse is white.
5. This knife is sharp.
6. That mountain is high.

**Ex. 38.** Use the necessary demonstrative pronoun in the following sentences.


1. Can you see \_ bird on the tree? It's an owl.

2. — Steve, \_\_ is my husband Jim.  
— Pleased to meet you, Jim.
3. Hello! \_\_ is Bill Spike. Who's \_\_, please?
4. The stories by O'Henry are as full of life as \_\_ written by Mark Twain.
5. Do you see \_\_ bush on the other side of the river.
6. Well, \_\_'s exactly what I did.
7. ... is what I want you to do now.
8. ... is your cup of tea.
9. — We are getting married.  
— \_\_'s fantastic!
10. — Do you remember 1998?  
— Yes, \_\_ was the year when I married Susan.
11. All right. \_\_'s it. Don't cry!
12. Are you going anywhere \_\_ weekend?

**Ex. 39.** Translate into English.

1. — Здравствуйте, говорит Том. А кто звонит?  
— Привет Том, это Анна. Как ты?
2. Вон тот мальчик — мой брат. Ему 15 лет.
3. Мне нравятся те стулья. Они дорогие, но красивые.
4. Эти цветы для тебя.
5. — Она больна.  
— Это очень плохо. Мне жаль.
6. Квартира на проспекте Ленина более комфортная, чем квартира на проспекте Победы.

**Ex. 40.** Make up dialogues according to the model. Use the pictures as prompts.



A. Is **THIS** your umbrella?

B. No, it isn't.

A. Are you sure?

B. Yes, I'm sure. **THAT** umbrella is brown, and **MY** umbrella is black



- A. Are **THESE** your boots?  
 B. No, they aren't.  
 A. Are you sure?  
 B. Yes, I'm sure. **THOSE** boots are dirty, and **MY** boots are clean



1. watch



2. glasses



3. pocketbook



4. gloves



5. little boy



6.

### Subject, object, possessive and reflexive pronouns

### Личные, притяжательные и возвратные местоимения



Putin is **our** President. He is **ours**.  
 Merkel is **their** Chancellor. She is **theirs**.

Subject Pronouns	Object Pronouns	Possessive Pronouns	Absolute Possessive Pronouns	Reflexive Pronouns
Личные местоимения в именительном падеже	Личные местоимения в объектном падеже	Притяжательные местоимения	Абсолютная форма притяжательных местоимений	Возвратные местоимения
I, you, he, she, it, we, you, they	Me, you, him, her, it, us, you, them	My, your, his, her, its, our, your, their	Mine, yours, his, hers, its, ours, yours, theirs	Myself, yourself, himself, herself, itself, ourselves, yourselves, themselves
Отвечают на вопросы <i>кто?</i> <i>что?</i> Используется в предложении как подлежащее.	Отвечают на вопросы косвенных падежей. Используется в предложении как дополнение	Отвечают на вопрос «чей?», используются перед существительным. Используется в предложении как определение.	Отвечают на вопрос «чей?», используются, когда существительное отсутствует. В предложении выполняют функцию определения.	Переводятся «себя», «сам». Смотри примечания

### Примечания:

1. «It» употребляется, когда говорят о неодушевлённых предметах, а также животных и маленьких детях, если мы не знаем их пол:

*Do they have a dog? Is it big?*

2. После “to be” и после слов “as” и “than” используются объектные местоимения: *His brother is taller **than him**. You are as kind **as us**.*

*Who’s there? — It’s **me**, Alice.*

3. Возвратные местоимения употребляются:

а) в значении «сам», «самостоятельно», «без посторонней помощи»: *Steve likes doing everything by himself. She fixed the bike herself.*

в) в устойчивых словосочетаниях: *by oneself, on one’s own (один), Behave yourself! Enjoy yourself! Help yourself. Make yourself at home.*

*He lives by himself / on his own.*



с) после глаголов *blame, burn, hurt, cut, enjoy, introduce, kill, look at, teach, dry* и переводятся на русский язык словом «себя» или глаголами с окончанием –ся: *Steve has cut himself. Don't blame yourself. Let me introduce myself.*

д) возвратные местоимения **не используются** с глаголами *complain, concentrate, dress, feel, meet, relax, wash, afford etc.*

*Don't complain, be strong. Can't you concentrate? I feel better today.*

*But: I don't feel myself today. (Я сам не свой. Мне не по себе) You don't look yourself today.*

**Ex. 41.** Underline the correct pronoun.

1. *I love he / him.*
2. *Where is her / she?*
3. *She / Her has got a red coat.*
4. *Are them / they in the office now?*
5. *Tell they / them about it.*
6. *Do you know her / she?*
7. *I/Me speak English fluently.*
8. *Kate and I/me work together.*
9. *Does he want to play with we/us?*
10. *He / Him isn't very careful.*
11. *Do you remember I / me?*

**Ex. 42.** Replace the underlined words with subject or object pronouns.

1. *Carol likes animals. — She likes them.*
2. *Those flowers belong to Helen. —*
3. *Emily likes chocolate cakes. —*
4. *Caroline is coming with Bill and me. —*
5. *This present is for my father. —*
6. *Is this book for you and Matthew? —*
7. *My sister and I live near you and Tom. —*
8. *John is afraid of mice. —*
9. *My uncle is talking to those people. —*

**Ex. 43.** Choose the correct form of the pronoun.

1. He has not read a line of (your / yours), how can he criticize (your / yours) poems?
2. He gently put (his / him) hand on (her / hers) to comfort (her / hers).
3. (My / mine) is the best test. — (Its / It's) not true.
4. (Their / theirs) knowledge of the subject is not much better than (our /ours).
5. Would you like to see some of (her / hers) latest sketches?
6. All (our / ours) clothes were extremely dirty, and (my / mine) especially so.
7. She put (her / hers) hands in (his / him).
8. She smiled that smile of (her / hers) which had always attracted me.
9. She is a friend of (your / yours), isn't she?
10. Whose work is this? — It's (her / hers).
11. (Their/theirs) boat was faster than (our / ours).
12. (Its / It's) (their / theirs) dog. (Its / It's) name is Bingo.
13. (Our / Ours) is the prettiest house in the street.
14. I gave (him / his) (my / mine) photograph.
15. George and Ann are planning (their / theirs) wedding.

**Ex. 44.** Translate into English.

1. Это ваш кот?
2. Этот кот ваш?
3. Вон те чемоданы её.
4. Чьи это туфли? Они Ваши?
5. Она моя лучшая подруга. Её имя Мэри.
6. Вон та машина наша.
7. Эта камера не его, а моя.
8. Эти книги не наши. Они их.
9. Моя мама моложе твоей.
10. Вот деньги. Они твои.
11. Это не моя пижама.
12. Это один из наших родственников.
13. Это одна из его машин.
14. Он один из моих коллег.
15. Его сын выше, чем твой.

**Ex. 45.** Fill in the gaps with the correct reflexive pronoun if necessary.

1. It is easy to do this exercise. I can do it \_\_ .
2. My nephew is only three years old. But he can wash and dress \_\_ .
3. Where did you buy such a delicious cake? — We cooked it \_\_ .
4. Who told you they got married? — Helen \_\_ .
5. He went fishing by \_\_ . 6. The knife is very sharp. Be careful. Don't cut \_\_ .
7. The play \_\_ was interesting but the acting was poor. 8. You must behave \_\_ .
9. Selfish people only think of \_\_ .
10. Everybody enjoyed \_\_ the party very much.
11. We enjoyed \_\_ at the party.
12. She washed \_\_ and dried \_\_ with a towel.
13. They've always live by \_\_ .
14. Just wash \_\_ and dress \_\_ The breakfast is ready.

### **The imperative. Requests, orders, suggestions**

#### **Повелительное наклонение. Просьбы, приказы, предложения**

Приказы, просьбы предложения, обращенные **ко 2-ому лицу**, образуются с помощью инфинитива без *to*: *Go to the library. Open the window, please. Sit down.*

В отрицательной форме перед инфинитивом добавляется **Don't**: *Don't go to the library. Don't open the window. Don't sit down. Don't be late!*

Повелительные предложения, обращенные **к 1-ому и 3-ему лицу**, образуются с помощью *let* (позвольте, давайте), личного местоимения в объектном падеже и инфинитива без *to*: *Let us think! Let's do it! Let her dance! Let them go! Let me take the book!*

В отрицательной форме возможно 2 варианта:

1. Перед *let* добавляется **Don't**: *Don't let me go!* (Не позволяйте мне уйти.)  
*Don't let her dance!* (Не позволяйте ей танцевать.)

2. После объектного местоимения добавляется **not**: *Let her not dance!* (Пусть она не танцует) *Let us not shout!* (Давайте не будем кричать.)

**Ex. 46.** Make the following imperative sentences negative. Replace the underlined words with object pronouns.

Give **this letter** to your boss. — *Don't give **it** to your boss.*

1. Look at *Elizabeth!*
2. Tell *Susan* the news!

3. Open *the door!*
4. Take *a taxi.*
5. Wait for *John and Marilyn.*
6. Forget about *Janet.*
7. Make *a sandwich* for *Sam.*
8. Give the money to *Helen and me.*

**Ex. 47.** Express suggestions to do it together instead of commands.

Call him at three! — ***Let us call him at three!***

Meet them at the station! Speak English!

Translate this sentence! Do morning exercises! Tell him the truth!

Don't be late! Don't be angry! Don't argue!

**Ex. 48.** Read instructions that mothers usually give their teenage children.

Don't miss classes.

Come straight home after classes.

Don't waste money on candies and ice-cream. Don't bring home too many friends.

Don't waste time on television.

*Give similar recommendations to a teenager about:*

*a) how to be fit;*

*b) how to make a good career;*

*c) how to marry successfully.*

**Ex. 49.** Tell your friend how to bake an apple pie according to the given recipe.  
Start with: *Take 400 grams of flour ...*

*Make use of the following verbs and word combinations: take, add, cut, mix, put into the oven, use, serve cool.*

***Recipe.***

Flour — 400 grams.

Butter — 250 grams.

Sugar — 1 tea spoonful.

Salt — ½ tea spoonful.

Cinnamon — ½ tea spoonful.

Apples — 3 big ones.

**Ex. 50.** Translate the following sentences into English.

1. Открой окно!
2. Закройте дверь!
3. Не говорите!
4. Не переводите это предложение!
5. Будьте счастливы!
6. Сделайте зарядку!
7. Не опаздывайте!
8. Не злитесь!
9. Давайте говорить по-английски!
10. Давайте не будем спорить!
11. Пусть они работают!
12. Снимайте пальто и проходите в комнату.
13. Положи сахар и молоко в кофе.
14. Не перебивайте меня.
15. Не ешьте столько мороженого.
16. Где наши ножницы? — Они на столе. Возьми и принеси их нам.
17. Спроси его коллегу об этом.
18. Не разговаривай с ними и не отвечай на их вопросы.
19. Не бери его машину. У неё тормоза не в порядке.
20. Не бери её компьютер. Он сломан.

### *Revision Exercises*

**Ex. 51.** Translate the following sentences into English. Pay attention to the use of pronouns, imperatives, plural nouns and forms of «to be» and «to have».

1. Этот щенок мой.
2. Моё новое платье голубого цвета.
3. Это одна и её подруг.
4. Это одна из наших коров.
5. Те волки голодные.
6. Тот жираф высокий.
7. У него ничего нет.
8. Расслабьтесь и развлекайтесь.
9. Разрешите мне представиться.
10. Пусть ребёнок умоеся.

11. Всё хорошо.
12. Кто там? — Это я, Джон.
13. Давай сходим туда.
14. У него уроки музыки каждый день.
15. Посмотри на собаку. Она во дворе. Её зовут Оскар.
16. Давай сделаем всё сами.
17. Пусть он сделает всё сам.
18. Не жалуйся на свою жизнь.
19. Посмотри на себя в зеркало.
20. Позвольте мне представиться.
21. Позвольте мне представить Вас нашим гостям.
22. Не завидуй. Будь сам собой.
23. Будь осторожен с этим ножом. Не обрежься.

**Ex. 52.** Ask all kinds of questions.

1. Her parents have a cottage in the country.
2. They've got a big garden.
3. Our friends usually have dinner at three.
4. My mum is at home.
5. His grandparents are here.
6. They are pensioners.
7. You have to work hard.
8. The kitten is three months old.
9. I've got to go home.

## Numerals

### Числительные

Cardinal / Количественные	Ordinal / Порядковые
1 — one	the <b>first</b>
2 — two	the <b>second</b>
3 — three	the <b>third</b>
4 — four	the fourth
5 — five	the <b>fifth</b>
6 — six	the sixth
7 — seven	the seventh

<b>Cardinal / Количественные</b>	<b>Ordinal / Порядковые</b>
8 — eight	the eighth
9 — nine	the <b>ninth</b>
10 — ten	the tenth
11 — eleven	the eleventh
12 — twelve	the <b>twelfth</b>
13 — thirteen	the thirteenth
14 — fourteen	the fourteenth
20 — twenty	the twentieth
21 — twenty-one	the twenty-first
32 — thirty-two	the thirty-second
40 — <b>forty</b>	the <b>fortieth</b>
53 — <b>fifty-three</b>	the fifty-third

1. Количественные числительные от 13 до 19 оканчиваются на *-teen*: *fifteen, seventeen*.

2. Десятки оканчиваются на *-ty*: *fifty, seventy*.

3. 100 — a hundred = one hundred; 300 — three hundred; 1,000 — a thousand = one thousand; 5,000 — five thousand; 1,000,000 — a million = one million; 10,000,000 — ten million.

К числительным **не добавляется** окончание *-s* во множественном числе, поэтому *hundred, thousand, million* не меняются: *twenty thousand, three million*.

В словосочетаниях *hundreds of houses, millions of people* мы не знаем, сколько конкретно домов и людей. В подобных случаях *hundred, thousand, million* — это не числительные, а существительные во множественном числе, поэтому они добавляют *-s*.

4. После слова *hundred* ставится *and*: 56 674 213 — fifty-six million six hundred **and** seventy-four thousand two hundred **and** thirteen.

5. Десятки с единицами пишутся через дефис: *seventy-four*.

6. В номерах телефонов каждая цифра произносится отдельно: 2065574 — two o six double five seven four.

7. После существительных в единственном числе (*room, page, group, house, exercise, etc*) используются количественные числительные, и всё словосочетание не имеет артикля: *Open your books at page 145 (one-four-five). They are in Room 21 (twenty-one)*.

8. **Года (years).**

2016 — two thousand and sixteen / twenty sixteen.

2012 — two thousand and twelve / twenty twelve.

2011 — two thousand and eleven.

2000 — year two thousand.

1991 — nineteen ninety one.

1900 — nineteen hundred.

1066 — ten sixty six.

BC — Before Christ.

AD — Anno Domini

### 9. Months (месяцы).

January, February, March, April, May, June, July, August, September, October, November, December.

### 10. Weekdays (дни недели).

Sunday, Monday, Tuesday Wednesday, Thursday, Friday, Saturday.

11. «Ноль» в английском обозначается разными словами:

0 = nought [nɔ:t] = 0 [ɔʊ] — цифры, годы.

0 [ɔʊ] — в номерах телефонов.

0 = zero [ziərəʊ] точка между положительным и отрицательным, особенно на термометре:  $-4^{\circ}$  — *four degrees below zero*,  $+7^{\circ}$  — *seven degrees above zero*.

0 = nil — в счёте в спортивных играх: 4:0 — *four to nil*.

### 12. Дроби и проценты.

*Common fractions:*

$1/2$  — a half.

$1/3$  — a third.

$1/4$  — a quarter.

$3/5$  — three fifths.

$2/3$  — two thirds.

$5/8$  — five eighths.

*Decimal fractions:*

0.5 — nought point five.

0.05 — nought point nought five.

0.27 — nought point two seven.

2.35 — two point three five.

*Addition:*

$4 + 5 = 9$  — four and five is nine (four plus five is nine).

*Subtraction:*

$12 - 7 = 5$  — twelve minus seven is five.

*Multiplication:*

$7 \times 4 = 28$  — seven times four is twenty eight (seven by four is twenty eight).

*Division:*

$10 : 2 = 5$  — ten divided by two is five.



*Percentages:*

1 % — one per cent.

5 % — five per cent.

0.5 % — nought point five per cent.

0.265 % — nought point two six five per cent.

*Some mathematical expressions:*

20° — twenty degrees.

0° — zero [*ziərəʊ*] degrees.

5<sup>2</sup> — five squared (the square of five, five to power of two).

8<sup>3</sup> — eight cubed (the cube of eight, eight to power of three).

2<sup>12</sup> — two to power of twelve.

**Ex. 53.** Form, read and write ordinal numerals from the following cardinal numerals: 1; 11; 100; 110; 2; 12; 20; 22; 3; 30; 300; 5; 15; 50; 8; 18; 80; 9, 90.

**Ex. 54.** Read and write the following:

a) *numbers:* 3, 64, 75, 0, 18, 13, 21,189, 215, 742, 1 645, 5 413, 9 307, 11 326, 81 099, 55 000, 41 309 714, 119 500 000, 715 211894, 638409205;

b) *dates:* 1812; 56 BC; 100AD; May 9<sup>th</sup> 1945; 11<sup>th</sup> October 1066; 14<sup>th</sup> December 1825; September 11<sup>th</sup> 2001; 7 June 2016; September 1<sup>st</sup> 1939; 12<sup>th</sup> December, 2012; June 6<sup>th</sup> 2000;

c) *fractions:* 2.5; 3.164; 0.714; 0.009; 0.205; 48.332;  $\frac{1}{3}$ ;  $\frac{1}{2}$ ;  $\frac{8}{8}$ ;  $2\frac{5}{8}$ ;  $\frac{2}{3}$ ;

d) Room 306; Note 3; house 13; bus 261; trolleybus 18; Picture 212; Ex. 19.

**Ex. 55.** Read and write the titles.

Peter I — *Peter the First.*

Henry VI, Elizabeth II, James I, Catherine II, Charles V, Paul III.

**Ex. 56.** Count and read.

1)  $213 - 245 =$

2)  $2400 : 60 =$

3)  $33 \times 4 =$

4)  $2.5 + 3.5 =$

5)  $7^2 - 3^3 =$

- 6)  $75\% : 5 =$   
 7)  $6\frac{2}{3} - 2\frac{1}{3} =$   
 8)  $1.45 \times 2.81 =$

**Ex. 57.** Translate into English.

1. Тысяча четыреста километров.
2. Тысячи миль.
3. Пять тысяч долларов.
4. Сотни лет.
5. Сто лет.
6. Миллионы людей.
7. Три миллиона двести пятьдесят тысяч рублей.
8. Три с половиной килограмма.
9. Двадцать три сантиметра.
10. Шестьсот восемьдесят лет.
11. Три четверти тонны.
12. 0.75 процента.
13. Три четверти часа.
14. Девятое января 2000 года.
15. Восемь в четвёртой степени.
16.  $39^\circ$  выше нуля.
17.  $5^\circ$  ниже нуля.
18. Страница 375.

### **Practicing the word order in a sentence**

#### **Порядок слов в английском предложении**

1. Основной порядок слов.

**Subject group+predicate+indirect object+direct object+adverbial modifier of manner/place/time.**

2. Порядок наречий частоты.

Наречия частоты используются перед смысловым глаголом (если сказуемое — одно слово), после первого вспомогательного глагола (если сказуемое — два и больше слов), после глагола «to be»:

*They often go to the zoo. They will often go there. They are often late.*

*Примечание:* В отрицательных предложениях «probably» используется перед первым вспомогательным глаголом: *He probably doesn't like it.*

### 3. Порядок дополнений.

3.1. Если в предложении есть и прямое, и косвенное дополнение, то их порядок зависит от того, чем выражено прямое дополнение. Если прямое дополнение выражено существительным, то оно может идти или после косвенного дополнения, или сразу после сказуемого (тогда перед косвенным используется предлог «to» или «for»): *Show Ann her room. Show the room to Ann.*

3.2. Если прямое дополнение выражено местоимением, то оно ставится сразу после сказуемого: *Show it to Ann.*

### 4. Порядок определений (можно запомнить в виде стихотворения).

**Мнение / размер / длина / возраст / форма / ширина/ цвет / откуда / третья форма / из чего. Всё это норма.**

**Ex. 58.** Look at the sentences. If the sentence is correct, say so. If you think it's incorrect, change it.

1. Tom goes every morning to work.
2. We arrived early at the airport.
3. I'm going to Paris on Monday.
4. You shouldn't go so late to bed.
5. I met on my way home my brother.
6. She speaks fluently English.
7. I lost my passport at the airport.
8. Ann often plays at the weekend tennis.
9. Tom goes always to work by car.
10. We probably will go out this evening.
11. We probably won't go out this evening.
12. I have usually a shower in the morning.

**Ex. 59.** Ask all sorts of questions.

1. Her friend is an accountant.
2. Her sister has few friends.
3. The Duncans are on holiday.
4. Her parents have got a lot of money.
5. They have to work hard.

**Ex. 60.** Change the word order as in the model: Give me the book. — Give the book to me / Give it to me.

1. Pass him the salt.
2. Show them this place.
3. Buy her new shoes. (for her)
4. Sing us these songs. (for her)
5. Recite them those poems.
6. Read us these texts.
7. Ask him these questions.

**Ex. 61.** Play an adjective game with your group mates. It'll be very useful. Each student will have to add only one adjective to the sentence and put it into the correct place.

1. I read a \_\_ book yesterday.
2. I bought a \_\_ jumper last week.
3. I saw a \_\_ film at the weekend.

## Articles

## Артикли

### *The Indefinite Article*

### *Неопределённый артикль*

Неопределённый артикль **a(an)** [eɪ]/[æn] употребляется только с исчисляемыми существительными в единственном числе, так как a = one.

1. Неопределённый артикль используется с **конкретными** существительными в единственном числе, употребляемыми в общем смысле (*один из, любой, какой-нибудь*): *A **man** is waiting for you. Can you recommend me **a good novel**?*

Во множественном числе в этом значении артикль отсутствует:

*What are **friends** for?*

Неопределённый артикль используется с существительными, которые впервые упоминаются в речи: *I was born in **a village** near Moscow.*

2. После глаголов «to be», «to have», если нет конкретизирующего определения: *He is **a doctor**. She has **a house** of her own.*

3. В восклицательных предложениях с «What»: *What a nice day!* But: *What nice music! What beautiful shoes!*

4. С **конкретными** существительными в единственном числе в функции приложения, если речь не идёт об очень знаменитых людях или вещах: *John, a third-year student, is our best chess player. But: Hamlet, the famous tragedy by Shakespeare, is my favourite play.*

5. В значении «один»: *A hundred students took part in the festival. I go to the cinema once a week. She bought a kilo of sugar.*

6. С **вещественными** существительными в значении «одна порция»: *I'd like a coffee and two ice-creams.*

7. С **вещественными** существительными, когда имеются в виду виды и сорта вещества: *Could you recommend us a good wine, please?*

8. С некоторыми абстрактными существительными (*pity, comfort, pleasure, disappointment*) после *It's a / What a*: *What a pleasure! It's a pity! What a disappointment! But: There was disappointment in her eyes.*

9. В **устойчивых выражениях**: *for a while, for a long time, to have a good time, as a rule, as a result, to be at a loss, to tell a lie, to have a cold, to have a headache, in a hurry, to go for a walk, to take a seat, to have a mind to do smth, as a matter of fact, all of a sudden, at a glance, to fly into a passion / fury / rage.*

### ***The Definite Article*** ***Определённый артикль***

Определённый артикль **the** [ði:] / [ðə] употребляется с существительными и в единственном, и во множественном числе, с исчисляемыми и с неисчисляемыми.

1. Определённый артикль используется с **конкретными** существительными обозначающими лицо или предмет, выделенные контекстом из класса однородных лиц или предметов: *Where are the children? — They are in the garden.*

2. Если есть конкретизирующее определение, выраженное:

- прилагательным в превосходной степени: *The sitting room is the largest room in our flat.*

- порядковым числительным: *Read the first sentence, please. BUT: Read Text one, please.*

- сочетанием предлога с существительным (чаще всего предлога «of» с существительным, выражающим принадлежность): *The walls of the dining room are light green.*

- причастным оборотом: *The boy running across the street is my brother.*

- определительным придаточным предложением: *The armchair I am sitting in is very comfortable.*

- словами *same, wrong, right, very, only* (в значении тот, не тот, тот самый, именно тот): *This is the only thing to do. It's the wrong telephone number.*

3. С существительными, обозначающими понятия или предметы уникальные, единственные в своём роде: *the sun, the moon, the earth, the world.*

4. С прилагательными и причастиями в роли существительных: *The rich were standing in one corner, the poor in the other.*

5. Чтобы обозначить жанр, тип, изобретение: *The telephone was invented by Alexander Bell.*

6. С **вещественными** существительными, когда имеется в виду конкретное количество вещества: *He drank the wine quickly. The soup was cold.*

7. С **абстрактными** существительными с конкретизирующим определением или в конкретизирующей ситуации: *It's the hope you gave me that makes me happy.*

8. Перед названиями сторон света *the west, the east, the south, the north.*

9. **В устойчивых выражениях:** *on the one hand, on the other hand, on the whole, the other day, by the way, to take the trouble to do smth, to tell the truth, to tell the time, to go to the country, to be on the safe side, to keep (to) the house, to keep (to) the bed, to play the piano / the violin / the guitar, to go to the cinema / the theatre / the library, in the original, in the morning, in the evening, in the afternoon, What's the news? What's the matter? What's the time? It's out of the question.*

### *No Article*

#### *Отсутствие артикля*

1. С существительными во множественном числе, употреблёнными в общем смысле: *Cows are useful domestic animals.*

2. В обращении: *Come and sit down, ladies.*

3. Когда после существительного стоит количественное числительное, обозначающее номер: *The meeting will take place in Room 312.*

4. Со словами, обозначающими членов семьи и использующихся только членами этой семьи (пишутся с заглавной буквы): *What will you present Mother with? But: The mother was looking after her baby with great care.*

5. С вещественными и абстрактными существительными в общем смысле и с определением, не носящим конкретизирующий характер: *Iron is a very useful metal. Some children hate milk. He is studying American History at university.*

6. С вещественными существительными, когда имеется в виду неопределённое количество вещества. В этом случае возможно использовать *some*: *We took (some) bread and cheese with us.*

7. В параллельных конструкциях: *from morning till night, from north to south, from beginning to end, from head to foot, from house to house, hand in hand, side by side, face to face, day and night, day after day: They are husband and wife.*

8. **Устойчивые словосочетания:** *by heart, at heart, to take to heart, to lose heart, to give (get, ask) permission, to keep house, at present, at first sight, at sunrise, at sunset, at night, at noon, at work, at home, at war, at peace, by chance, by mistake, by name, by bus, by train, by plane, on foot, in debt, in town, in bed, out of doors, to take care of, to take offence, to make use of, to pay attention to, on deck, to go to sea, to go to bed, to take offence, for ages, for hours, in fact, in conclusion.*

### ***Articles with geographical names and other proper nouns***

#### ***Артикли с географическими названиями и другими именами собственными***

***Без артикля употребляются:***

1. **Объекты на суше:** континенты, страны, населённые пункты и их составляющие, в том числе, города, посёлки, деревни, улицы, площади, парки, мосты, аэропорты и вокзалы, некоторые местности и территории: *Europe, Asia, North America, Siberia, Alaska, Spain, Madrid, Pennsylvania Avenue, Downing Street, Trafalgar Square, Hyde Park, Tower Bridge, Kennedy Airport; Heathrow.*

*Исключения: the Hague, the Netherlands, the Crimea, the Ukraine, the Lebanon, the Congo.*

2. Единичные острова и горные пики: *Everest, Madagascar;*

3. Озёра: *Lake Geneva, Lake Baikal;*

4. Названия дней недели и месяцев: *June, July, August, Friday, Saturday;*

5. Названия сооружений, церквей, университетов, дворцов, общественных мест, если первое слово — имя собственное: *Buckingham Palace, Cambridge University, St. Paul's Cathedral, Harrods.*

***С определённым артиклем используются:***

1. **Водные объекты:** океаны, моря, проливы, каналы, реки: *the Thames, the Black Sea, the Pacific Ocean, the English Channel, the Volga, the Suez Canal;*

2. Группы островов и горные цепи: *The British Isles, the Caucasus, the Alps;*

3. Пустыни: *the Sahara Desert;*

4. Если в названии страны есть имя нарицательное: *the United States of America; the UK; The European Union; The Russian Federation;*

5. Некоторые местности и территории, ряд уникальных строений: *the Far East, the Arctic, the Middle East, the Kremlin, the Acropolis, the Eiffel Tower*;
6. Названия мест общепита: *the Old Shepherd Pub, the Prague Restaurant*;
7. Названия увеселительных заведений, отелей и мест повышения культурного уровня населения: *the Bolshoi Theatre, the Hilton, the Ritz Hotel, the Tower of London; the British Museum, the Tate Gallery, the National Gallery*;
8. Названия кораблей, газет: *the Titanic, the Aurora, the Times, the Guardian*;
9. Названия национальностей во множественном числе, если они обозначают всю нацию: *the Italians, the Germans, the English, the Japanese*;
10. Названия языков, если нет слова «*language*»: *German, but the German language*;
11. Названия болезней: *She's got influenza. BUT: to have a headache, to have a cold, to have a toothache.*

### *Articles with names and surnames* *Артикли с именами и фамилиями*

1. Имена и фамилии людей используются без артикля: *Byron died in Greece.*
2. Если имя собственное во множественном числе служит для обозначения всей семьи, оно употребляется с определённым артиклем: *The Wilsons live in this house.*
3. При конкретизации имён собственных ограничительным определением используется определённый артикль: *I don't recognize in him **the Peter** I knew some years ago.*
4. Если имени собственному предшествует существительное, обозначающее звание, титул или родственные отношения, то оно употребляется без артикля: ***Aunt Vera** is watching TV in the living room. **Professor Watkins** lectures on English History. Call Doctor Brown immediately.*

### *The use of articles with «most»* *Артикль с «most»*

1. Если *most* употребляется в значении «очень», «весьма», то в единственном числе используется неопределённый артикль, во множественном числе — без артикля: *This is **a most** beautiful flower. These are **most** beautiful flowers.*
2. Если *most* имеет значение «большинство», «большая часть», то артикль не употребляется: ***Most** people listen to the news every day. **Most** of our students are members of different scientific societies.*



3. Если *most* переводится «самый» и образует превосходную степень сравнения прилагательного, то используется определённый артикль **the**: *This is the most expensive car of our exhibition.*

-  
***The use of articles with «school», «college»,  
«prison», «bed», «church», «hospital»***

1. Данные существительные употребляются без артикля, если теряют конкретное значение и обозначают цель, которой служит объект: *He was taken to prison. It's time to go to bed. They left school last year.*

2. Они употребляются с артиклем **the** в конкретном значении: *He left the school an hour ago. He works in the prison (a prison). Your pyjamas are on the bed.*

***The use of articles with seasons, months, days of the week,  
parts of the day and names of meals***

***Использование артиклей с названиями времён года,  
месяцев, дней недели, частей суток и приёмов пищи***

Данные названия употребляются **без артикля**, если используются в общем значении: *We met in June. They'll have a meeting on Tuesday. Summer is a good time for sports. We are invited for dinner. It was evening when he came.*

Неопределённый артикль **a / an** используется, если есть описательное определение (кроме *late, early*): *We had a light supper. It was a hot summer. But: It was late summer. It was early morning.*

Определённый артикль **the** ставится:

1) если есть конкретизирующее определение или ситуация конкретизирует эти понятия: *I met her on the Monday when David was born. The night was silent;*

2) если слова *обед* или *завтрак* имеют значение «пища», а не «процедура приёма пищи»: *The breakfast was just porridge and coffee;*

3) после предлогов **in** и **during**: *He gets up early in the morning. We met during the day.*

**Ex. 62.** Fill in a / an where necessary.

1. Let's ask him for \_\_ advice.
2. We'll take \_\_ four-day holiday.
3. She has \_\_ French name but in fact she is \_\_ French, not \_\_ English.
4. What \_\_ fine weather!

5. \_\_\_ honey is sweet.
6. My favourite subject is \_\_\_ history.
7. What \_\_\_ awful shoes!
8. My neighbor is \_\_\_ photographer.
9. Do you take sugar in your coffee? I used to, but now I'm on \_\_\_ diet.
10. \_\_\_ friend of mine is expecting \_\_\_ baby.
11. I saw \_\_\_ nice pair of trousers and \_\_\_ lovely dress in a shop today.
12. Can you give me \_\_\_ advice? — Yes, you should take \_\_\_ holiday.
13. This is \_\_\_ awful news.
14. I'm looking for \_\_\_ book about animals. Do you have any?
15. I have \_\_\_ terrible headache. I think I will take a \_\_\_ pill and lie down for half \_\_\_ hour.
16. I need \_\_\_ car. I can afford \_\_\_ second hand car, but I'd rather buy \_\_\_ new one.
17. Her companion, \_\_\_ handsome dark-haired man, had left.
18. Our university, \_\_\_ grey four-storey building is situated in the centre of the city.
19. This is Bingo, \_\_\_ our dog.
20. On the desk there was \_\_\_ portrait of her husband, \_\_\_ thin man with moustache.
21. I saw \_\_\_ disappointment on her face.
22. What \_\_\_ disappointment it is to fail an exam!
23. It's \_\_\_ hard work.
24. It's \_\_\_ hard job.
25. Just \_\_\_ wait \_\_\_ second.
26. Just \_\_\_ moment.
26. \_\_\_ we visit our granny three times \_\_\_ week.
27. What \_\_\_ talented actress she is.
28. I had \_\_\_ bad dream.
29. He had \_\_\_ bad health.
30. What would you like to order, sir?  
— Three sandwiches and \_\_\_ tea.
31. \_\_\_ tin is \_\_\_ soft metal.

**Ex. 63.** Correct the sentences using **a / an, the** where necessary.

1. I'm going to shops. Would you like anything?
2. My brother's architect in big company in London.
3. Tokyo is capital city of Japan.

4. I bought pair of sunglasses in Oxford Street.
5. I live in small village in mountains in Switzerland.
6. What beautiful new coat you are wearing!
7. Life is wonderful when sun is shining.
8. Milk in this bottle is sour.
9. I'll pay you hundred week.

**Ex. 64.** Use articles with geographical names where necessary.

1. \_ Hyde Park is a very large park in central London.
2. \_ Statue of Liberty is at the entrance to \_ New York harbour.
3. \_ Broadway is in \_ New York.
4. We flew to New York from \_ Gatwick airport.
5. \_ next year we are going skiing in \_ Swiss Alps.
6. \_ Africa is much larger than \_ Europe.
7. \_ Portugal is in \_ Western Europe.
8. \_ Ankara is \_ capital of \_ Turkey.
9. We arrived in \_ Paris on \_ third of August.
10. \_ Milan is in \_ north of \_ Italy.
11. \_ Western Germany borders on \_ Belgium.
12. \_ Elbrus is \_ highest peak of \_ Caucasus.
13. \_ English Channel separates \_ Britain from \_ continent.
14. \_ Cyprus is in \_ Mediterranean.
15. \_ Urals separate \_ Europe from \_ Asia.
16. \_ United Kingdom consists of \_ Great Britain and \_ Northern Ireland.
17. Last year they played in \_ Malaysia and \_ Philippines.

**Ex. 65.** Use articles with proper nouns where necessary.

1. \_ Johnsons were now settled in London.
2. They are students at \_ Liverpool University.
3. «Which cinema are you going to this evening?» «\_ Classic».
4. \_ White House is in Washington.
5. \_ President Kennedy was assassinated in 1963.
6. \_ President is \_ most powerful person in \_ United States.
7. He usually reads \_ Times at \_ breakfast.
8. Once we visited one of \_ towers of \_ Houses of Parliament.

9. I bought \_\_ unusual football on \_\_ eBay. David Beckham kicked it in \_\_ 2004 European Cup Final.

10. Do you know \_\_ Wilsons? They are \_\_ nice couple.

11. Do you have \_\_ Professor Brown's phone number?

12. If you can't find \_\_ answer to this question on \_\_ Internet, as \_\_ professor.

13. What is his position? — He is \_\_ professor at \_\_ London University.

14. You should go to \_\_ Natural History Museum. It's really interesting.

15. Another park in \_\_ central London is \_\_ St James's Park.

16. If you are looking for a good restaurant, I would recommend \_\_ Basilio.

17. He is working for \_\_ Sony at the moment. He used to work for \_\_ Nokia.

**Ex. 66.** Fill in articles where necessary.

1. I like to read in \_\_ bed before I go to sleep.

2. It was \_\_ glorious night. \_\_ moon had sunk, and left \_\_ earth alone with \_\_ stars.

3. \_\_ mother and I are planning to go to \_\_ country for \_\_ few days.

4. There's \_\_ small supermarket at \_\_ end of \_\_ street I live in.

5. \_\_ Pushkin, \_\_ great Russian poet, died in \_\_ 1837.

6. It was such \_\_ nice holiday! \_\_ weather was so \_\_ warm!

7. He went away to \_\_ South.

8. \_\_ South of \_\_ England is warmer than \_\_ north.

9. \_\_ rich were standing in one corner of \_\_ Trafalgar Square, \_\_ poor in \_\_ other.

10. Where are \_\_ children? — In \_\_ garden.

11. What time does your plane arrive? I'll come to \_\_ airport in time.

12. Don't sit on \_\_ grass. It's wet after the rain.

13. Can you pass \_\_ salt, please?

14. Jill plays \_\_ violin in an orchestra.

15. There was \_\_ piano in \_\_ corner of \_\_ room. 16. Can you play \_\_ piano?

17. \_\_ Women live longer than \_\_ men.

18. Many people are afraid of \_\_ spiders.

**Ex. 67.** Fill in articles where necessary.

1. George is easy to get on with. \_\_ most people like him.

2. We had \_\_ good time. It was \_\_ most enjoyable holiday we've ever had.

3. We had \_\_ lazy holiday. We spent \_\_ most of \_\_ time on the beach.

4. It was \_\_ most boring film I've ever seen.

5. \_\_ dinner was boring. Nobody said anything interesting.
6. \_\_ night was silent.
7. It was \_\_ early autumn.
8. There are a lot of verses about \_\_ autumn.
9. It was \_\_ warm spring.
10. \_\_ winter was bitterly cold.

**Ex. 68.** Fill in articles where necessary. Mind the use of articles with nouns «school», «prison», «church», «sea», etc.


1. What sort of job does Jenny want to do when she leaves \_\_ school?
2. There were some people waiting outside \_\_ school to meet their children.
3. Though our village is small, there is \_\_ school in it.
4. He wanted to go to \_\_ sea and become a sailor.
5. There's a nice view from the window. You can see \_\_ sea.
6. I love swimming in \_\_ sea.
7. Is Steve's brother still in \_\_ prison? — Yes, and Steve goes to \_\_ prison to see him once a month.
8. The workmen went to \_\_ church to repair the roof.
9. He is a religious person. He goes to \_\_ church every Sunday.
10. Shall we meet after \_\_ work tomorrow evening?
11. Have you done \_\_ work yet?

**Ex. 69.** Fill in articles where necessary. Mind the use of articles in set expressions.

1. I met him \_\_ other day.
2. \_\_ whole story is \_\_ lie from \_\_ beginning to \_\_ end.
3. They met quite by \_\_ chance.
4. I was at \_\_ home all day yesterday.
5. I come to \_\_ school by \_\_ bus.
6. Don't go out in such \_\_ stormy weather, you'll be wet from \_\_ head to \_\_ foot.
7. I hadn't seen him for \_\_ while. When we met again I didn't recognize him at \_\_ first sight.
8. Who keeps \_\_ house in your family?
9. He had \_\_ bad cold and had to keep \_\_ house for \_\_ few days.
10. Alice doesn't have any musical talent. She can't play \_\_ violin at all.
11. This museum possesses \_\_ priceless violin made by Antonio Stradivari.

**Ex. 70.** Translate into English.

1. 100 лет тебя не видел.
2. Они влюбились друг в друга с первого взгляда.
3. Пожалуйста, скажи мне правду. Ты съела варенье?
4. Я всегда добирался до бабушки на самолете, но в этот раз я добираюсь на поезде.
5. Почему ты не уделяешь внимания своей внешности?
6. Они борются за независимость плечом к плечу.
7. С одной стороны, я люблю читать книги в оригинале, с другой стороны, это отнимает много времени.
8. Почему ты всегда спешишь?
9. Я стараюсь заботиться о своем здоровье.
10. Ужинать поздно вечером? Об этом не может быть и речи.
11. Я вошел в эту дверь по ошибке. Извините!
12. Я с первого взгляда вижу, что это ошибка.
13. Не говори таким громким голосом! У меня болит голова.
14. Он играет на скрипке очень хорошо.
15. Он делает это случайно, простите его!



**Ex. 71.** Translate into English.

1. Он весьма щедрый человек. Он тратит десять тысяч на благотворительность ежегодно.
2. Это крайне опасная ситуация. Будьте осторожны!
3. Гиппопотам — самое агрессивное животное в мире.
4. Была полночь, и большинство магазинов были закрыты.
5. Обед был вкусный.
6. На завтрак мы обычно едим бекон с яйцами.
7. Сегодня солнечное утро. Давай пойдём на прогулку.
8. Было раннее утро. На улице было темно.
9. Обед готов, сэр.
10. У нас был маленький ланч вместе.
11. Вечер идеальный сегодня.
12. Ночь сырая, надень пальто.

**The construction there is / are**  
**Оборот there is / there are**

Данный оборот обозначает наличие или отсутствие предмета или лица в каком-либо месте. Слово *There* — не переводится и не является членом предложения. В вопросе *to be* ставится перед *there*, в отрицании *not* ставится после *to be*: ***There is some orange juice in the fridge. Is there any orange juice in the fridge? There isn't any orange juice in the fridge.***

Где находится предмет — неважно. Важно, что он есть или его нет, поэтому вопрос «Где» (*Where*) не задаётся к предложениям с этим оборотом. Предложения, отвечающие на вопрос «Где» имеют другую конструкцию: подлежащее + сказуемое + обстоятельство места.

<b>There is / There are</b>	<b>Без оборота</b>
1. В нашем городе три парка. <i>There are three parks in our city</i>	1. Парк Пушкина находится за Драматическим театром. <i>Pushkin's park is behind the Drama theatre</i>
2. В этой спальне много мебели. <i>There is a lot of furniture in this bedroom</i>	2. Письменный стол и компьютер стоят в спальне. <i>The writing-table and the computer are in the bedroom</i>

There is / There are	Без оборота
3. На кухне стоит посудомоечная машина. <i>There is a dishwasher in the kitchen</i>	3. Посудомоечная машина стоит на кухне. <i>The dishwasher is in the kitchen</i>
ГДЕ? ЧТО?	ЧТО? ГДЕ?

Если в предложении несколько подлежащих, то *to be* согласуется только с первым из них: *There is a woman and three children in the room. There are three children and a woman in the room.*

**Ex. 72.** Choose the correct translation.

1. There is a present on the table.
  - A. Подарок на столе.
  - B. На столе подарок.
2. The present is on the table.
  - A. Подарок на столе.
  - B. На столе подарок.
3. There are nine candles in the cake.
  - A. Девять свечей стоят на пироге.
  - B. На пироге девять свечей.
4. The candles are in the cake.
  - A. Свечи на пироге.
  - B. На пироге свечи.
5. There are two kittens in the box.
  - A. В коробке два котёнка.
  - B. Два котёнка сидят в коробке.

**Ex. 73.** Translate into English. Use *there is / there are* if necessary.

1. У меня в классе двадцать пять детей.
2. В кофе есть сахар?
3. Кинотеатр находится на другой стороне улицы.
4. Твое пальто в шкафу.
5. В комнате стоят два кресла, диван и стол.
6. Ванная комната находится на втором этаже.
7. Сегодня по телевидению нет ничего интересного.
8. На столе лежит письмо для тебя.



9. Страниц в этом учебнике?
10. У вас есть скидки для студентов?
11. Что висит на той стене?
12. Сколько номеров в этом отеле?

**Ex. 74.** Use *there is / there are* or *it is / they are*.

1. *It is* winter. *There is* a lot of snow in the streets.
2. \_\_ Christmas. \_\_ a lot of presents for the children under the Christmas tree.
3. \_\_ a lot of clouds in the sky. \_\_ not very sunny today.
4. \_\_ wonderful music in this film. \_\_ a success.
5. \_\_ a swimming pool near my house, but \_\_ no water in it.
6. \_\_ two parks in this town. \_\_ quite big.
7. \_\_ a box on the desk. \_\_ Laura's.
8. Where are the children? — \_\_ in the garden.
9. \_\_ some people in the office.
10. \_\_ a letter on your desk. \_\_ from your uncle.
11. \_\_ lots of rooms in this hotel. \_\_ very big.
12. Where are the sweets I bought yesterday? — \_\_ in the fridge.

**Ex. 75.** Ask questions to the sentences.

1. There are three soft armchairs in the room.
2. Her clothes are in the bedroom.
3. The sweets are in the fridge.
4. There is very little water in the lake.
5. There are a lot of nice dresses in this shop.

### **Indefinite pronouns *some, any, no* and their derivatives**

#### **Неопределённые местоимения *some, any, no* и их производные**

1.оборот *there is / there are* часто используется с неопределёнными местоимениями:

**SOME** — в утвердительных предложениях;

**ANY** — в вопросительных и отрицательных (с *not*) предложениях;

**NO** — в отрицательных предложениях (без *not*).

*There are **some** new articles here. Are there **any** new articles here? There are **no** new articles here.*

2. *Some может использоваться в вопросах, когда мы что-то предлагаем или просим: **Would you like some tea? Can I have some water, please?***

3. *Any может использоваться в утверждениях в значении «любой», «неважно какой»: **You can leave at any time. Take any book you like.***

4. *Some, any, no употребляются как с неисчисляемыми существительными (some water), так и с исчисляемыми существительными во множественном числе (some books). Some означает немного, несколько. Any переводится «сколько-нибудь», «какое-нибудь количество» или вообще не переводится. No — ни сколько.*

### Производные

<i>some</i>		<i>thing</i>
<i>any</i>	+	<i>body / one</i>
<i>no</i>		<i>where</i>
<i>every</i>		

5. Отрицательными считаются предложения, содержащие слова *without, never, seldom, rarely, hardly, etc.* В таких предложениях используется **any** или его производные: *I can do this without any help. I have never seen anything like that.*

**Ex. 76.** Use some, any, no.

1. We haven't got \_\_ eggs so we need to buy \_\_ .
2. Are there \_\_ other questions you wanted to talk about?
3. I hope you've got \_\_ money because we have to buy milk and bread.
4. They are very busy. They have \_\_ time to relax.
5. He is so happy because there are \_\_ letters from his relatives for him today.
6. Maria didn't have \_\_ luggage with her at the airport.
7. I'm bored because there are \_\_ interesting programmes on TV today.
8. Are there \_\_ messages for me?
9. I'm afraid I don't have \_\_ leaflets here. If you go to their website, you can find \_\_ details there.
10. Can you send me \_\_ information about the hotel, please?
11. I need \_\_ advice. Should I buy a new car or a used car?
12. You can come \_\_ day you like.

**Ex. 77.** Use **some, any, no, every** or their derivatives.

1. I haven't got \_\_ to say to you.
2. I'd like \_\_ to drink. I'm thirsty.
3. He only loves football. \_\_ else is important to him.
4. «Where are the keys? I can't find them \_\_.» «I'm sure you'll find them \_\_ if you keep looking.»
5. He is lonely. \_\_ is waiting for him.
6. It was a great party. \_\_ loved it.
7. «Did you buy \_\_ at the shops? » «No, \_\_. I didn't have \_\_ money.»
8. «Let's go \_\_ hot for our holidays.» «But we can't go \_\_ that's too expensive.»
9. I've lost my driving licence. There is ... more annoying than losing \_\_. It must be \_\_ in the house but I've got \_\_ idea where.
10. I have \_\_ time to do all this work. — Is there \_\_ I can do to help?
11. If you are short of money, I'll lend you \_\_.
12. Have you seen Michael \_\_? — No, I haven't' seen him yet.

**Ex. 78.** Translate into English.

1. Где мои очки? Я не могу найти их нигде.
2. Почему он расстроен? — У него нет денег.
3. Ты бы хотел съесть что-нибудь? — Ничего.
4. Дай мне немного молока приготовить омлет.
5. У меня вряд ли есть время делать это.
6. Он никогда не делает ничего подобного.
7. Все счастливы, потому что всё хорошо.
8. В доме кто-нибудь есть? — Нет, там никого нет.
9. Везде цветы! Какой сегодня праздник?
10. В этой ситуации вряд ли есть какой-нибудь юмор.
11. Где-то есть кто-то, кто любит тебя.
12. В этом нет ничего плохого.
13. Мы бы хотели сказать тебе что-то.
14. Пожалуйста, ничего не делай!
15. Сделай хоть что-нибудь!

**Ex. 79.** Make up dialogues according to the model. Speak about the things in the pictures. Explain the use of the derivatives of **some, any, and no**.

### Model.

A: **There's** something **wrong with my washing machine.**


B: I'm sorry. I can't help you. I don't know **anything** about washing machines.

A: Do you know **anybody** who can help me?


B: Not really. You should look in the phone book. I'm sure you will find **somebody** who can fix your washing machine.



stove



TV



refrigerator




kitchen sink




bathtub



dishwasher



piano



radiator



### Indefinite pronouns **much, many, few, little** Неопределённые местоимения **much, many, few, little**

*much, many* — много

*little, few* — мало

*Much, little* используются с неисчисляемыми существительными, *many, few* — с исчисляемыми.

*How much sugar do you put in your coffee?*

*How many biscuits have you had today? I've got very little flour. I can't make a cake.*

*We've got very few eggs. We can't make an omelette.*

*Few, little* означает «совсем мало, почти ничего, недостаточно».

*A few, a little* означает «немного, но достаточно».

*You are so lonely because you've got very few friends.*

*I've got a few friends in St. Petersburg, so we can go there on holiday. Sue has got very little money. She can't afford to buy new clothes.*

*Sue has got a little money. She can buy a new dress.*

**Ex. 80.** Use *much, many, very few, very little*.

1. She is a quiet person. She doesn't say \_\_.
2. He is very lonely. He doesn't have \_\_ friends.
3. I'm afraid the soup is over \_\_ salty because I put too salt in it.
4. There are so \_\_ people in the room that we can't move.
5. There are \_\_ people in the park today because it is raining.
6. There's \_\_ shampoo. Go to the supermarket and buy some, please.
7. How \_\_ mistakes are there in your dictation?
8. How \_\_ sugar did you put in the cake?
9. We have got \_\_ strawberries in the garden this year. We can't make any jam.
10. I think the flat is not very cozy because there is \_\_ furniture in it.

**Ex. 81.** Choose the correct option.

1. She is lucky. She has *little/a little /a few/very few* problems.
2. Let's play *a few/a little* more songs.
3. Can you give me *few/ little /a few/a little* help?
4. There are *a few/a little* biscuits left but not many.
5. We must be quick! There is *a little/very little* time left.
6. He isn't popular. He has *a few/very few* friends.
7. Just *a few/a little* milk in my coffee, please.
8. Can you lend me *a few/very few* dollars?
9. There was *a little/very little* traffic, so the journey didn't take very long.
10. I don't think she'll be a good teacher. She's got *little/few/much/many* patience.
11. He is a genius. *Few/a few /little/a little* people are as talented as he is.
12. How *many/much* sugar do you put in your coffee?
13. How *many/much* suitcases do you have?
14. How *many/much* flour do I need to bake this cake?
15. If you are hungry, I've got *few/a few* sandwiches which you can treat yourself with.
16. I don't have *many/much/a lot of* luggage. Just *little/a little*.
17. We don't have *many/much/a lot of* copies of this novel. Just *few/a few*.

### **Degrees of comparison of adjectives and adverbs** **Степени сравнения прилагательных и наречий**

1. Различают три степени сравнения прилагательных и наречий: положительную, сравнительную и превосходную.

	<b>Положительная</b> <b>Positive</b>	<b>Сравнительная</b> <b>Comparative</b>	<b>Превосходная</b> <b>Superlative</b>
Односложные прилагательные и наречия	hard cheap *big	<b>-er</b> harder cheaper bigger	<b>-est</b> the hardest the cheapest the biggest
Многосложные прилагательные и наречия	interesting polite careful	<b>more</b> more interesting more polite more careful	<b>the most</b> the most interesting the most polite the most careful

\* Если односложное прилагательное заканчивается на краткую гласную и одну согласную, то эта конечная согласная буква удваивается: *hot-hotter-the hottest; fat-fatter-the fattest.*

*The Empire State Building is **taller** than the Eiffel Tower, but the Petronas Towers in Kuala Lumpur are **the tallest**. A shark is **more dangerous** than a lion, but a hippopotamus is **the most dangerous**.* С помощью *-er, -est* степени сравнения образуют **двусложные** прилагательные и наречия, заканчивающиеся на:

*-y (happy) \*\**

*-ow (narrow)*

*-er (clever)*

*-le (simple)*

а также *often, early, quiet.*

*It's the **happiest** day of my life. It's too noisy here. Let's go somewhere **quieter**. He is **cleverer** than I expected.*

\*\* При прибавлении *-er, -est, -y* меняется на *-i*: *happy — happier — the happiest; funny — funnier — the funniest.*

2. Прилагательные и наречия в превосходной степени употребляются с артиклем *the*.

3. Прилагательные и наречия в сравнительной степени часто употребляются с *than*. *Tom is richer **than** Paul. Paris is more romantic **than** London.*

4. *much* может использоваться перед сравнительным прилагательным или наречием для усиления значения, и в этом случае переводится «гораздо». *She is **much** nicer than her sister. Steve is **much** more generous than Michael.*

5. Ряд прилагательных и наречий образует степени сравнения не по правилам:

Положительная Positive	Сравнительная Comparative	Превосходная Superlative
Good /well	better	the best
Bad /badly	worse	the worst
much / many	more	the most
little	less	the least
far	farther / further	the farthest / furthest

6. **as ... as** показывает, что два человека или предмета обладают одинаковыми качествами и используется с положительной степенью: *She is as tall as her mother.*

В отрицании употребляется **not as...as / not so ... as**: *My car isn't as comfortable as yours.*

**Ex. 82.** Write the comparative and superlative forms of the following adjectives: warm, important, nice, much, comfortable, dangerous, cold, early, delicious, good, bad, low, tasty, shallow, little, honest, reliable, slow, far, quick, popular.

**Ex. 83.** Complete the sentences using the comparative or superlative form of the adjectives/adverbs in brackets.

1. Sarah is the youngest person in our family. (young)
2. People say that it is \_\_\_\_\_ film of the year. (funny)
3. Al swims \_\_\_\_\_ than you do. (fast)
4. The hotel was old and dirty. We stayed in \_\_\_\_\_ hotel in the whole city. (bad)
5. What is \_\_\_\_\_ building in the world? (tall)
6. Sweden is \_\_\_\_\_ than France. (cold)
7. Her teachers say that she is \_\_\_\_\_ student in the school. (good)
8. Roman Abramovich is rich, but Bill Gates is \_\_\_\_\_. (rich)
9. \_\_\_\_\_ seats are at the front of the theatre. (expensive)
10. Which sport do you think is \_\_\_\_\_ of all? (dangerous)
11. Does it make any \_\_\_\_\_ for you if I help you? (easy)
12. He felt much \_\_\_\_\_ and \_\_\_\_\_ now. (strong, healthy)

**Ex. 84.** Rewrite the sentences using as...as / not as...as.

1. Peter is more handsome than Roger. — Roger is not as handsome as Peter.
2. Lisa is prettier than Clare. — \_\_\_\_\_
3. Betty is 70 years old. Graham is 70 years old, too. — \_\_\_\_\_
4. We both have new cars. — My car \_\_\_\_\_
5. Chocolate is less healthy than milk. — \_\_\_\_\_
6. These two knives are very sharp. — \_\_\_\_\_
7. George is overweight. He weighs 90 kilos. Nick is not very heavy. He weighs only 75 kilos. — \_\_\_\_\_

**Ex. 85.** Complete the conversations using your own ideas.

1. **A.** Is that your new car?  
**B.** Well, it's second-hand, but it's new to me.  
**A.** What's it like?  
**B.** Well, it's faster than my old car and \_\_.
2. **A.** I moved to a new flat last week.  
**B.** Oh, really? What's it like?  
**A.** Well, it's bigger than my old flat but it isn't as \_\_ and \_\_.



**Do you remember asking questions about Angela Merkel?**



We can ask similar questions in a different way.

About Angela	About you
<p>— Where is Angela from? = Where does Angela come from? — She is from Germany. = She comes from Germany.</p>	<p>— Where are you from? =Where do you come from? — I am from Chelyabinsk, Russia. = I come from Chelyabinsk, Russia.</p>
<p>What is she? = What is her job? = What does she do? She is a German Chancellor. She rules the country.</p>	<p>What is your job? What do you do? I am a student. I study at university. I am a lawyer. I deal with legal matters.</p>
<p>Is she married or single? = Does she have a family? She is married. = She has a family.</p>	<p>Are you married or single? = Do you have a family? I'm married (single). I have a family. I don't have a family.</p>
<p>What is her address? = Where does she live? Her house is in Berlin. = She lives in Berlin.</p>	<p>What is your address? = Where do you live? My address is 64 Lenin Avenue. I live at 64 Lenin Avenue.</p>
<p>What is she fond of doing in her free time? = What does she like doing? She is fond of gardening, travelling and reading in her free time. = She likes gardening, travelling and reading in her free time.</p>	<p>What are you fond of doing in your free time? = What do you like doing in your free time? I'm fond of reading in my free time. = I like reading in my free time.</p>

### The system of the English tenses

#### Система времен английского глагола

Как и в русском языке, в английском выделяется 3 времени: настоящее (Present), прошедшее (Past) и будущее (Future). Однако в отличие от русского языка, в английском важно не только время действия, но и его характер: постоянное, длительное, завершённое или завершённое после того, как оно какое-то время длилось. Соответственно, в зависимости от времени и характера действия выделяется 12 видо-временных форм. Они все указаны в таблице.

В современном английском языке активно используются 6 видо-временных форм (Present Simple, Present Continuous, Present Perfect, Past Simple, Past Continuous и Future Simple). Однако для овладения языком в полной мере, необходимо знание всех форм.

	<b>Simple (Indefinite)</b>	<b>Continuous (Progressive)</b>	<b>Perfect</b>	<b>Perfect Continuous</b>
	<b>V</b>	<b>to be + Ving</b>	<b>to have + V3</b>	<b>to have been + Ving</b>
<b>Present</b>	I, we, you, they <b>V (do)</b> he, she, it <b>V(e)s</b> <b>(does)</b> <i>usually, always,</i> <i>sometimes,</i> <i>every day/week...</i>	<b>I am + Ving</b> he, she, it <b>is +</b> <b>Ving</b> we, you, they <b>are + Ving</b> <i>now</i>	I, we, you, they <b>have + V3</b> he, she, it <b>has +</b> <b>V3</b> <i>already, just,</i> <i>yet, since, for</i>	I, we, you, they <b>have</b> <b>been + Ving</b> he, she, it <b>has been</b> <b>+ Ving</b> <i>since, for</i>
<b>Past</b>	I, we, you, they, he, she, it <b>V2</b> <i>yesterday, last</i> <i>week ..., ... ago</i>	I, he, she, it <b>was + Ving</b> we, you, they <b>were + Ving</b> <i>at ... o'clock,</i> <i>from... till...,</i> <i>when he came</i>	I, he, she, it, we, you, they <b>had +</b> <b>V3</b> <i>by..., when he</i> <i>came</i>	I, he, she, it, we, you, they <b>had been +</b> <b>Ving</b> <i>when he came, since,</i> <i>for</i>
<b>Future</b>	I, he, she, it, we, you, they <b>will +</b> <b>V</b> <i>tomorrow, next</i> <i>week ...</i>	I, he, she, it, we, you, they <b>will be + Ving</b> <i>at ... o'clock,</i> <i>from... till...,</i> <i>when he comes</i>	I, he, she, it, we, you, they <b>will</b> <b>have + V3 by...,</b> <i>when he comes</i>	I, he, she, it, we, you, they <b>will have been +</b> <b>Ving</b> <i>since, for, when he</i> <i>comes</i>

### The present simple (indefinite) tense

#### Настоящее простое время

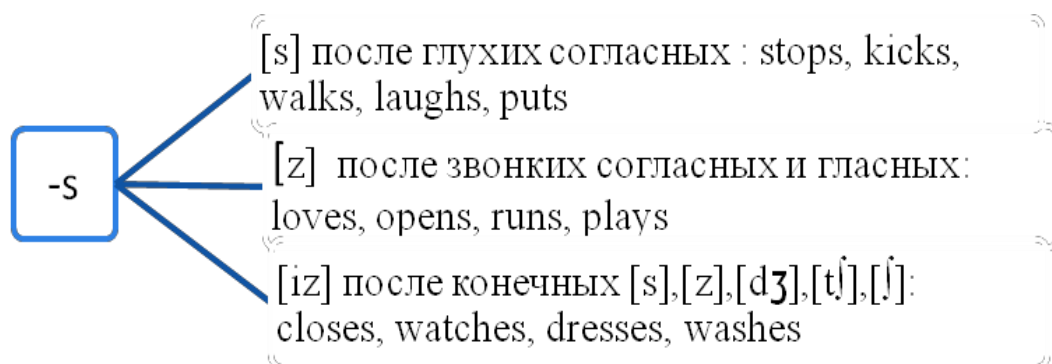
**Утверждение** образуется с помощью первой формы глагола (VI), которая ставится после подлежащего. В третьем лице единственном числе к глаголу добавляется окончание *-s*.

**В вопросе** перед подлежащим ставится вспомогательный глагол *do / does* (*does* в третьем лице единственном числе, при этом у смыслового глагола *-s* убирается).

**В отрицании** *do not* (сокращённо *don't*) / *does not* (сокращённо *doesn't*) ставится после подлежащего, затем идёт смысловой глагол в первой форме (VI).

утверждение	отрицание	вопрос
I speak	I don't speak	Do I speak?
You speak	You don't speak	Do you speak?
He speaks	He <i>doesn't</i> speak	<i>Does</i> he speak?
She speaks	She <i>doesn't</i> speak	<i>Does</i> she speak?
It speaks	It <i>doesn't</i> speak	<i>Does</i> it speak?
We speak	We don't speak	Do we speak?
You speak	You don't speak	Do you speak?
They speak	They don't speak	Do they speak?

В третьем лице единственном числе окончание –s читается по-разному:



### Употребление.

Present Simple употребляется для выражения:

1. Действия, которое происходит всегда, постоянно, ежедневно (показатели, маркеры: **always, often, regularly, as a rule, every day, usually, sometimes, never, rarely, seldom**): *We usually go skating at weekends. He always gets up at seven o'clock.*
2. Постоянных состояний: *Mr. Foster lives and works in London.*
3. Общеизвестных истин и законов природы: *Water boils at 100 degrees Celsius.*
4. Действий, происходящих по программе или расписанию (движение поездов, автобусов и т. д.): *The train leaves in 30 minutes.*

**Ex. 86.** Complete the sentences using one of the following.

*Cause(s), close(s), drink(s), live(s), open(s), speak(s), take(s), place.*

1. Ann \_\_ German very well.

2. I never \_\_\_ coffee.
3. The swimming pool \_\_\_ at 9 o'clock and \_\_\_ at 18.30 every day.
4. Bad driving \_\_\_ many accidents.
5. My parents \_\_\_ in a very at small flat.
6. The Olympic Games \_\_\_ every four years.

**Ex. 87.** Put the verb into the correct form.

1. Jane \_\_\_ (not/drink) tea very often.
2. What time \_\_\_ (the banks/close) in Britain?
3. 'Where \_\_\_ (Martin/come) from?' 'He's Scottish.'
4. 'What \_\_\_ (you/do)?' 'I'm an electrical engineer.'
5. It \_\_\_ (take) me an hour to get to work. How long \_\_\_ (it / take) you?
6. I \_\_\_ (play) the piano but I \_\_\_ (not/play) very well.
7. I don't understand this sentence. What \_\_\_ (this word / mean)?

**Ex. 88.** Use one of the following verbs to complete these sentences. Sometimes you need the negative.

*Believe, eat, flow, go, grow, make, rise, tell, translate.*

1. The earth \_\_\_ round the sun.
2. Rice \_\_\_ in Britain.
3. The sun \_\_\_ in the east.
4. Bees \_\_\_ honey.
5. Vegetarians \_\_\_ meat.
6. An atheist \_\_\_ in God.
7. An interpreter \_\_\_ from one language into another.
8. A liar is someone who \_\_\_ the truth.
9. The River Amazon \_\_\_ into the Atlantic Ocean.

**Ex. 89.** Correct the mistakes, if they are.

1. He don't want to talk to me.
2. Does you work as a teacher?
3. When do you get up?
4. He comes always late to school.
5. I do believe in his innocence.
6. My sister don't eat meat at all.
7. They have often breakfast in the garden,
8. Why don't you son go to the kindergarten?

**Ex.90.** Write questions. Use the words in brackets+do / does. Put the words in the right order. Answer the questions.

- 1) (where / your parents / live?)
- 2) (you / early / always / get up?)
- 3) (how often / TV / you / watch?)
- 4) (you / want / what / for dinner?)
- 5) (like / you / football?)
- 6) (what / you / do / in the evening?)
- 7) (your mother / work / where?)
- 8) (you / clean / when / your flat?)
- 9) (days-off / often / you / have / how?)
- 10) (go / usually / to bed / what time / you?)
- 11) (you / for breakfast / have / usually / what?)
- 12) (often / rain / it / here?)

**Ex. 91** Your friend tells you about his / her working day. The word order is totally wrong. Put the words in the correct word order to read the story. Write it down.

Start I usually my day 6 o'clock at. I get up First, a wash and a shave and have. put on my Then I battle dress and my combat uniform boots. my bed have to I make too, in case room inspection in the afternoon there is a. We breakfast normally have at 6.30. We our meals have all in the mess hall. there is a parade on the At 7 o'clock square where we and morning roster have roll call.

In the morning have drill we usually. We practice different on the parade marching routines ground. Sometimes we also do rifle drill, only once a month but that is. We lunch have at 1 pm. I personal weapon take my and go on duty. It is a 24-hour duty usually. If am not I on duty I until 3.15 pm work and after I finish request an I afternoon pass, leave the barracks and go for a walk or do what I want. Have to be I by 9.30 pm back in the barracks. have half I an hour for my evening routine and after lights out, at 10.00 pm, usually go to I bed and fall asleep immediately.

**Ex. 92.** Render the text above using the 3-rd person singular.

**Ex. 93.** Study the table. Make sentences, using the information from the table.

*v* — *seldom*.

*vv* — *sometimes*.

*vvv* — *always*.

*x* — *never*.

	<i>Lizzi</i>	<i>Paul and Jean</i>
<i>Eat ice-cream in winter</i>	<i>v</i>	<i>x</i>
<i>Play computer games</i>	<i>vv</i>	<i>vvv</i>
<i>Go out to a night club</i>	<i>x</i>	<i>v</i>
<i>Sing in the shower</i>	<i>vvv</i>	<i>vv</i>
<i>Keep to a diet</i>	<i>v</i>	<i>x</i>
<i>Do sports</i>	<i>vvv</i>	<i>vvv</i>
<i>Go on an adventure holiday</i>	<i>x</i>	<i>vv</i>

**Ex. 94.** Using the options from the table, speak about yourself.

### The present progressive (continuous) tense

#### Настоящее продолженное время

**Утверждение** образуется с помощью глагола *to be* в настоящем времени (*am, is, are*) и смыслового глагола с окончанием *-ing*.

am			
is	+	V	ing
are			

**В вопросе** *to be* (*am, is, are*) ставится перед подлежащим.

**В отрицании** *not* ставится после *to be* (*am, is, are*).

утверждение	отрицание	вопрос
I am speaking	I am not speaking	Am I speaking?
You are speaking	You aren't speaking	Are you speaking?
He is speaking	He isn't speaking	Is he speaking?
She is speaking	She isn't speaking	Is she speaking?
It is speaking	It isn't speaking	Is it speaking?
We are speaking	We aren't speaking	Are we speaking?
You are speaking	You aren't speaking	Are you speaking?
They are speaking	They aren't speaking	Are they speaking?

### Употребление.

Present Progressive употребляется для выражения:

1) действий, длящихся в момент речи (показатели **now, at the moment**):

*They are writing an essay now;*

2) временных действий, происходящих в настоящий период времени, но не обязательно в момент речи: *I'm reading "War and Peace" now;*

3) действий, происходящих слишком часто, и поэтому вызывающих раздражение и критику (показатели **always, constantly**): *He is always smoking. You are constantly interrupting me!;*

4) личных планов, для реализации которых уже всё готово: *They are getting married tomorrow. He is leaving Moscow next week.*

**Ex. 95.** Complete the sentences with one of the following verbs in the correct form.

*Come, get, happen, look, make, start, stay, try, work.*

1. You \_\_\_\_\_ hard today. Yes, I have a lot to do.'
2. I \_\_\_\_\_ for Christine. Do you know where she is?
3. It \_\_\_\_\_ dark. Shall I turn on the light?
4. They haven't got anywhere to live at the moment. They \_\_\_\_\_ with friends until they find somewhere.
5. Are you ready, Ann? Yes, I \_\_\_\_\_'
6. Have you got an umbrella? It \_\_\_\_\_ to rain.
7. You \_\_\_\_\_ a lot of noise. Could you be quieter? I \_\_\_\_\_ to concentrate.
8. Why are all these people here? What \_\_\_\_\_?

**Ex. 96.** Use the words in brackets to complete the questions.

1. \_\_\_\_\_ Colin \_\_\_\_\_ this week?' 'No, he's on holiday. (Colin/work)
2. Why \_\_\_\_\_ at me like that? What's the matter? (you/look)
3. 'Jenny is a student at university.' 'Is she? What \_\_\_\_\_?' (she/study)
4. \_\_\_\_\_ to the radio or can I turn it off? (anybody/listen)
5. How is your English? \_\_\_\_\_ better? (it/get)

**Ex. 97.** Put the verb into the correct form. Sometimes you need the negative (I'm not doing etc.).

1. I'm tired. I \_\_\_\_\_ (go) to bed now. Goodnight!
2. We can go out now. It \_\_\_\_\_ (rain) any more.
3. How is your new job?' 'Not so good at the moment. I \_\_\_\_\_ (enjoy) it very much.'
4. Catherine phoned me last night. She's on holiday in France. She \_\_\_\_\_ (have) a great time and doesn't want to come back.
5. I want to lose weight, so this week I \_\_\_\_\_ (eat) lunch. Angela has just started evening classes. She \_\_\_\_\_ (learn) German.
6. I think Paul and Ann have had an argument. They other \_\_\_\_\_ (speak) to each.

**Ex. 98.** Read this conversation between Brian and Sarah. Put the verbs into the correct form.

SARAH: Brian! How nice to see you! What (1) \_\_\_\_\_ (you/do) these days?

BRIAN: I (2) \_\_\_\_\_ (train) to be a supermarket manager.

SARAH: Really? What's it like? (3) \_\_\_\_\_ (you/enjoy) it?

BRIAN: It's all right. What about you?

SARAH: Well, actually I (4) \_\_\_\_\_ (not/work) at the moment. I (5) \_\_\_\_\_ (try) to find a job but it's not easy. But I'm very busy. I (6) \_\_\_\_\_ (decorate) my flat.

BRIAN: (7) \_\_\_\_\_ (you/do) it alone?

SARAH: No, some friends of mine (8) \_\_\_\_\_ (help) me.

**Ex. 99.** Look at the pictures and read the description. Correct the sentences that are wrong.



1. The children are watching TV.



2. The girls are drinking tea. One man is cooking something, the other is playing football.



3. The boy is reading a very interesting book.



4. Mom is eating something tasty.



5. They are swimming.



6. The boys are playing football.



7. The girl is reading.



8. The boy is playing the piano.



**Ex. 100.** Now make 10 sentences about what your friends or relatives are (not) doing now.

*E.g.: My brother is making a report now.*

***Present continuous and present simple***  
***Сравнение настоящего продолженного***  
***и настоящего простого***

**Ex. 101.** Are the underlined verbs right or wrong? Correct the verbs that are wrong.

1. Water boils at 100 degrees Celsius.      **RIGHT**
2. The water boils. Can you turn it off?      **WRONG: is boiling**
3. Look! That man tries to open the door of your car.
4. Can you hear those people? What do they talk about?
5. The moon goes round the earth.
6. I must go now. It gets late.
7. I usually go to work by car.
8. Hurry up! It's time to leave. OK, I come.'
9. I hear you've got a new job. How do you get on?

**Ex. 102.** Put the verb in the correct form, present continuous or present simple.

1. Let's go out. It \_\_\_\_\_ (not/rain) now.
2. Julia is very good at languages. She \_\_\_\_\_ (speak) four languages very well.
3. Hurry up! Everybody \_\_\_\_\_ (wait) for you.
4. \_\_\_\_\_ (you/listen) to the radio? No, you can turn it off.'
5. \_\_\_\_\_ (you/listen) to the radio every day? No, just occasionally.
6. The River Nile \_\_\_\_\_ (flow) into the Mediterranean.
7. Look at the river. It \_\_\_\_\_ (flow) very fast today — much faster than usual.
8. We usually \_\_\_\_\_ (grow) vegetables in our garden but this year we \_\_\_\_\_ (not / grow) any.
9. How is your English? Not bad. It \_\_\_\_\_ (improve) slowly.
10. Ron is in London at the moment. He \_\_\_\_\_ (stay) at the Park Hotel.  
He \_\_\_\_\_ (always/stay) there when he's in London.
11. Can we stop walking soon? I \_\_\_\_\_ (start) to feel tired.
12. Can you drive? I \_\_\_\_\_ (learn). My father \_\_\_\_\_ (teach) me.

13. Normally I \_\_\_\_\_ (finish) work at 5.00, but this week I \_\_\_\_\_ (work) until 6.00 to earn a bit more money.

14. My parents \_\_\_\_\_ (live) in Bristol. They were born there and have never lived anywhere else. Where \_\_\_\_\_ (your parents/live)?

15. Sonia \_\_\_\_\_ (look) for a place to live. She \_\_\_\_\_ (stay) with her sister until she finds somewhere.

16. What \_\_\_\_\_ (your father/do)? He's an architect but he \_\_\_\_\_ (not / work) at the moment.

17. (at a party) Usually I \_\_\_\_\_ (enjoy) parties but I \_\_\_\_\_ (not / enjoy) this one very much.

18. The train is never late. It \_\_\_\_\_ (always / leave) on time.

19. Jim is very untidy. He \_\_\_\_\_ (always / leave) his things all over the place.

### ***Verbs not used in continuous tenses (state verbs)***

#### ***Глаголы, которые не используются в продолженных временах (глаголы состояния)***

Ряд глаголов не используется во времени Present Continuous. К ним относятся следующие группы глаголов:

1. Глаголы желания: *want, wish, need, desire*.

2. Глаголы чувств: *like, dislike, love, hate, feel*.

3. Глаголы физического восприятия: *see, hear, smell, taste*.

4. Глаголы абстрактных отношений: *prefer, belong to, consist of, seem, contain, depend on*.

5. Глаголы умственной деятельности: *know, understand, remember, mean, believe, suppose, realise*.

**Некоторые глаголы используются во времени Present Continuous в зависимости от значения.**

<b>Глагол</b>	<b>Нельзя в Continuous</b>	<b>Можно в Continuous</b>
see	«видеть»: I <i>see</i> you well	«встречаться»: I'm <i>seeing</i> the manager tonight
think	«иметь мнение, полагать»: I <i>think</i> this is your key	«производить мыслительные операции»: I'm <i>thinking</i> of selling my car
have	«обладать, иметь»: I <i>have</i> a car	В составе устойчивых сочетаний have good time, have lunch, etc.: They <i>are having</i> a lesson now



Глагол	Нельзя в Continuous	Можно в Continuous
taste	«обладать вкусом»: The pie tastes awesome!	«пробовать»: The chef is tasting the soup now
smell	«издавать запах»: This milk smells awful, I'm afraid	«нюхать»: She is smelling the flowers in her aunt's garden
be	«быть (постоянное состояние): She is so stupid!	«вести себя несвойственным образом»: I don't recognize you, you are being so selfish today!

**Ex. 103.** Are the underlined verbs right or wrong? Correct the ones that are wrong.

- |  |                            |
|--|----------------------------|
| 1. I'm seeing the manager tomorrow morning.                  | <b>RIGHT</b>               |
| 2. I'm feeling hungry. Is there anything to eat?             | <b>WRONG I feel hungry</b> |
| 3. Are you believing in God?                                 |                            |
| 4. This sauce is great. It's tasting really good.            |                            |
| 5. I'm thinking this is your key. Am I right?                |                            |
| 6. Are you seeing the bird in the sky?                       |                            |
| 7. I'm thinking of moving to the South.                      |                            |
| 8. Do you feel how her perfume is smelling?                  |                            |
| 9. Are you having a good time, baby?                         |                            |
| 10. Look at him! He is so arrogant today, it's not like him! |                            |

**Ex. 104.** Put the verb into the correct form, present continuous or present simple.

- Are you hungry? \_\_\_ you \_\_\_ something to eat? (you/want)
- Jill is interested in politics but she \_\_\_ to a political party. (not/belong)
- Don't put the dictionary away. I \_\_\_ it. (use)
- Don't put the dictionary away. I \_\_\_ it. (need)
- Who is that man? What \_\_\_? (he/want)
- Who is that man? Why \_\_\_ at us? (he/look)
- George says he's 80 years old but nobody \_\_\_ him. (believe)
- She told me her name but I \_\_\_ it now. (not/remember)
- I \_\_\_ of selling my car. (think) Would you be interested in buying it?
- I \_\_\_ you should sell your car. (think) You \_\_\_ it very often. (not/use)
- I used to drink a lot of coffee but these days I \_\_\_ tea. (prefer)

**Ex. 105.** Translate into English.

1. Он обычно легко находит с людьми общий язык, но с этим человеком он не ладит.
2. Все обычно смеются над моими шутками, но никто не смеётся сейчас.
3. Она обычно работает за границей, но в этом месяце она работает в родном городе.
4. Ричард обычно носит официальный костюм, но сегодня он в джинсах и свитере.
5. Майкл рок музыкант. Он обычно принимает участие в рок-концертах. Но сейчас он работает не над рок-альбомом. Сейчас он работает над классической оперой. Он принимает в ней участие.

**The present perfect tense**  
**Настоящее завершённое время**

**Утверждение** образуется с помощью вспомогательного глагола *to have* в настоящем времени (*have, has*) и смыслового глагола в третьей форме.

have	+	V <sub>3</sub>
has		

**В вопросе** *have, has* ставится перед подлежащим, затем идёт смысловой глагол в третьей форме.

**В отрицании** *not* следует после *have, has*, затем идёт смысловой глагол в третьей форме.

утверждение	отрицание	вопрос
I have written	I haven't written	Have I written?
You have written	You haven't written	Have you written?
He <b>has</b> written	He <b>hasn't</b> written	<b>Has</b> he written?
She <b>has</b> written	She <b>hasn't</b> written	<b>Has</b> she written?
It <b>has</b> written	It <b>hasn't</b> written	<b>Has</b> it written?
We have written	We haven't written	Have we written?
You have written	You haven't written	Have you written?
They have written	They haven't written	Have they written?

### Употребление.

The Present Perfect Tense употребляется для выражения:

1. Действия, которое завершилось к данному моменту и связано с ним.

Эта связь выражена с помощью:

- результата действия: *I'm sorry. I've broken your cup.*

- приобретённых опыта и знаний: *My brother has graduated from Moscow University. He has travelled a lot.*

- указанием периода времени, который ещё не закончился: *We haven't had lunch today yet. I haven't seen him this month yet.*

2. Действия, которое началось в прошлом, длилось до настоящего момента и всё ещё длится (с глаголами состояния).

Маркеры: ever, never, just, already, yet, lately, recently, for, since, today, this week, always, how long.

**Ex. 106.** Use negative form of the verb.

1. I have returned from Paris.
2. She's flown to Moscow lately.
3. He has worked over the project.
4. They have lived there many years.
5. She has written 20 novels.
6. We have known each other for 14 years.
7. They have played 15 matches this season.
8. She has just launched the project.
9. We have completed the task.
10. She has cooked the dinner.

**Ex. 102.** Complete the sentences with correct form of the verb.

1. She (not get) the grant this year.
2. You ever (taste) bird-tongue soup?
3. I (lose) my glasses.
4. How long you (live) here?
5. My brother (come) back from his business trip.
6. The spiciest food I (eat) was some Mexican dish.
7. Where (be) all this time? I (not see) you for ages!
8. (meet) her today?
9. The contractor (not answer) our letter yet.
10. My friend just (buy) a new car.

**Ex. 103.** Unscramble the sentences.

- 1) life / better She / in/ looked / her / has / never
- 2) and / you / bread / bought / milk / Have?
- 3) already / daughter / My / flowers / has / the / watered.
- 4) baby / had / She / just / has / a.
- 5) seen / We / teacher / have / today / our.
- 6) just / They / met / have.
- 7) already / her / She / has / diploma / received.
- 8) repaired / Has / her / she / flat?

**Ex 104.** Use Present Simple or Present Perfect in the following sentences.  
Sometimes more than 1 variant is possible.

1. She (read) a lot and (know) a lot.
2. We (know) much from the lecture of our new professor.
3. They (work) hard and (achieve) impressive results.
4. Something (go) wrong from the start.
5. How many countries you (be) to?
6. Every holiday he (go) to a foreign country.
7. He usually (order) goods on the Internet.
8. You ever (buy) anything on a whim?

**Ex. 105.** Respond to the following requests.

*E.g.: Will you close the door, please? — I have already closed it.*

1. Will you sweep the floor, please?
2. Make me a cup of good tea, will you?
3. Tell me the truth, please!
4. Will you please do the washing-up?
5. Please bring me some more bread.
6. Help your younger brother with Maths, will you?
7. Book the tickets to the theatre, please!
8. Will you order sushi for us?



**Ex. 106.** Complete the sentences.

1. I've just	Вернулся домой Вымыл посуду Прочитал книгу Видел твоего брата Встретил своего друга Заказал обед
2. She is already	Оплатила счет Помогла маме Составила отчет Закончила доклад Сообщила об этом
3. We've recently	Провели испытание Изучили новые образцы Завершили работу над проектом Начали использовать Viber. Сталкивались с этим явлением.
4. Have you ever	Видел пляжи Мексики? Гулял босиком под дождем? Бывал за границей? Получал плохие оценки? Работал официантом? Сожалел о своих поступках?
5. He's never	Получил ответа от нее. Знал об этом Не курил Никому не завидовал Думал, что это возможно. Не совершал покупок в Интернете.
6. I haven't	Достигла многого в спорте. Была в Мексике. Выполнила задание. Ходила туда. Получила диплом юриста. Теряла деньги.

**Ex. 107.** Look at the picture and the prompts. Say what this person has achieved, using the prompts.

<p>Run the marathon</p>	
<p>Win an Oscar</p>	
<p>Beat</p>	
<p>Give birth to 6 children</p>	
<p>Travel a lot</p>	
<p>Become an astronaut</p>	

**Ex. 108.** Now speak about yourself and your achievements.

**The present perfect continuous tense**  
**Настоящее завершённое длительное время**

**Утверждение** образуется с помощью вспомогательного глагола *to have* в настоящем времени (*have, has*), 3 формы глагола *be* — и причастия 1 смыслового глагола.

have + been + Ving has
------------------------------

**В вопросе** *have, has* ставится перед подлежащим, затем идёт *been*, а затем — причастие 1 смыслового глагола.

**В отрицании** *not* следует после *have, has*, затем идёт затем идёт *been*, а затем — причастие 1 смыслового глагола.

утверждение	отрицание	вопрос
I have been writing	I haven't been writing	Have I been writing?
You have been writing	You haven't been writing	Have you been writing?
He <b>has</b> been writing	He <b>hasn't</b> been writing	<b>Has</b> he been writing?
She <b>has</b> been writing	She <b>hasn't</b> been writing	<b>Has</b> she been writing?
It <b>has</b> been writing	It <b>hasn't</b> been writing	<b>Has</b> it been writing?
We have been writing	We haven't been writing	Have we been writing?
You have been writing	You haven't been writing	Have you been writing?
They have been writing	They haven't been writing	Have they been writing?

**Употребление.**

The Present Perfect Continuous используется для обозначения:

1) длительного действия, которое началось в прошлом и продолжается до сих пор.: I have been playing basketball since I was 14.

2) длительного действия, которое только что закончилось, и результат видно невооруженным глазом: Your eyes are red. Have you been crying?

3) раздражения (как в сказке «Три медведя»: «Кто сидел на моем стуле?»): Who has been sitting on my chair?

Начало действия обозначается при помощи предлога **since**. Период времени, в течение которого происходило действие, обозначается при помощи

предлога **for**: «He has been playing the piano since childhood (since he was 10). I have been working here for 10 years already».

**Ex. 108.** Complete the sentences with Present Perfect Continuous.

1. A: Your eyes are red. What has happened?  
B: I (cry) all morning.
2. My papers are a mess! Who (touch) them?
3. You are dirty all over! What (do)? — I (work) in the garden since 6 am.
4. You are sweating! — Yes, I (run) for 2 hours.
5. Mary looks tired. — Of course! She (work) over her project all night.
6. The room is so tidy! — I (clean) all day long.
7. Jack is so excited! — Yes, he (play) basketball for 2 hours.

**Ex. 108.** Underline the correct sentence.

*E.g.: They play / have been playing football since childhood.*

1. Where are the kids? — They are upstairs; they *are doing / have been doing* their homework.
2. I'm so tired; I *have been cleaning/ am cleaning* the house since early morning.
3. We *go / are going* to the theatre once a month.
4. Joan *has finished/ has been finishing* her project and now she is on holiday.
5. You are red! — I *have been sunbathing/ have sunbathed* near the swimming pool.
6. I *haven't seen / haven't been seeing* him since morning.
7. *Have you finished/ are you finishing* the project? — No, I *have worked/ have been working* over it for two weeks already and I still cannot make it clear.
8. Steve *is speaking / has been speaking* to the head of the department for an hour already.
9. What is your work experience? — I *have been working/ am working* in this field for over 10 years.
10. What *are Rob and Paul doing/ have Rob and Paul been doing?* — They *have played / are playing* chess. — How long *have they been playing / do they play* chess? — They *are playing/ have been playing* it since morning.

**Ex. 109.** Some of the sentences contain a mistake. Correct them.

*E.g.: Jill is looking for a job for 6 months.   **WRONG: has been looking.**  
Who has been using my Gucci perfume?   **RIGHT.***

1. Mike have been working at the hospital 18 years now.
2. I've been here for a month already.

3. She's studying at Yale's University for a year.
4. He's visited Spain two times.
5. You look tired. Have you been training?
6. They have been knowing each other for 16 years.
7. You has been playing football since childhood.
8. We've been staying in this hotel for a month already.

**Ex. 110.** Put the verbs in brackets into the correct tense.

1. The cabbage won't grow: you (plant) it in a wrong way.
2. The soup smells delicious. You (try) a new recipe?
3. My room is messy! Who (touch) my things?
4. Don't step on the floor, I (clean) it all morning!
5. What you (do)? — I (cook). — How long you (cook)? — I (cook) since 7 a.m.
6. How many cups of coffee you (drink) every day?
7. I (see) you for ages! Where you (be)?
8. Ken (try) to start the car since morning, but he (not start) it yet.
9. You ever (see) the rain?
10. We (work) hard these days.

**Ex. 111.** Complete the sentences, using your own ideas.

*E.g.: You look tired — It's because I have been swimming all morning.*

1. Mum looks happy.
2. Your friend looks exhausted.
3. The child is wet through.
4. A man is red all over.
5. Tom is black and blue.
6. Jean looks inspired.
7. The ground is white.
8. The room is a mess.
9. She looks disappointed.
10. There are pools everywhere.

### **The past simple tense** **Прошедшее простое время**

**Утверждение** образуется с помощью второй формы **неправильных** глаголов (V2), например, to speak — spoke, to go — went (Смотрите таблицу неправильных глаголов в Приложении).

У **правильных** глаголов добавляется окончание *-ed*: *lived, changed, cooked*.

**В вопросе** перед подлежащим появляется вспомогательный глагол *did*, после них идёт смысловой глагол в первой форме (VI).

**В отрицании** *did not* (сокращённо *didn't*) ставится после подлежащего, затем идёт смысловой глагол в первой форме (VI).

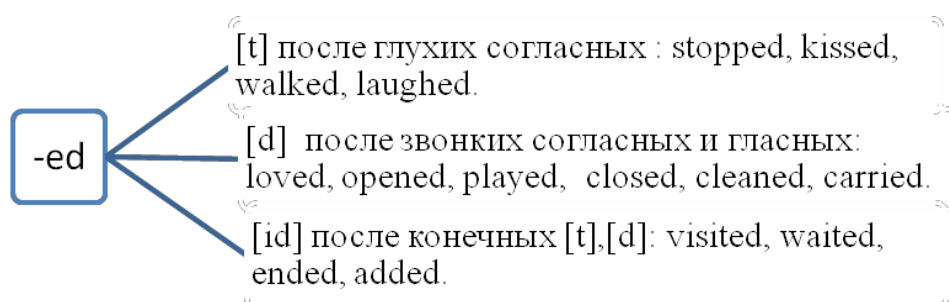
### Спряжение неправильного глагола *to speak* в простом прошедшем времени

утверждение	отрицание	вопрос
I spoke	I didn't speak	Did I speak?
You spoke	You didn't speak	Did you speak?
He spoke	He didn't speak	Did he speak?
She spoke	She didn't speak	Did she speak?
It spoke	It didn't speak	Did it speak?
We spoke	We didn't speak	Did we speak?
You spoke	You didn't speak	Did you speak?
They spoke	They didn't speak	Did they speak?

### Спряжение правильного глагола *to like* в простом прошедшем времени

утверждение	отрицание	вопрос
I liked	I didn't like	Did I like?
You liked	You didn't like	Did you like?
He liked	He didn't like	Did he like?
She liked	She didn't like	Did she like?
It liked	It didn't like	Did it like?
We liked	We didn't like	Did we like?
You liked	You didn't like	Did you like?
They liked	They didn't like	Did they like?

У **правильных** глаголов окончание *-ed* читается по-разному:



### Употребление.

Прошедшее простое (The Past Simple Tense) употребляется для выражения:

1) действия, которое произошло в указанное время в прошлом: *We went skating last weekend. He got up at seven o'clock yesterday.* Показатели, маркеры: **yesterday, last, ago**, дата в прошлом (on 9<sup>th</sup> May, 1945).

2) повторяющихся, постоянных действий в прошлом (показатели, маркеры: **always, often, regularly, as a rule, every day, usually, sometimes, never, rarely, seldom**): *Mr. Foster often visited this place when he was young.*

3) последовательности действий в прошлом: *Tom woke up early, dressed, and hurried to the river.*

4) когда говорят об умерших людях и исторических событиях, произошедших давно в прошлом: *Columbus discovered America in 1492.*

Глагол *to be* в прошедшем простом времени имеет формы *was/were*, в вопросе, отрицании **не требует did**:

утверждение	отрицание	вопрос
I was	I wasn't	Was I?
You were	You weren't	Were you?
He was	He wasn't	Was he?
She was	She wasn't	Was she?
It was	It wasn't	Was it?
We were	We weren't	Were we?
You were	You weren't	Were you?
They were	They weren't	Were they?

**Ex. 112.** Read what Bryan says about a typical working day.

*BRYAN: I usually get up at 6 o'clock and do exercises. I never have a big breakfast, just a cup of coffee and a sandwich. I drive to work, which takes me about half an hour. I start work at 7.30. I have lunch in a café with my colleagues. I finish work at 5 o'clock. I'm always tired when I get home, but I still go to the gym. I usually order a takeaway meal in the evening. I don't usually go out. I go to bed at about 10 o'clock. Before falling asleep I surf the Net for half an hour. I always sleep well.*

*Yesterday was a typical working day for Bryan. Write he did or didn't do yesterday.*

1. He got up at 6 o'clock.
2. He \_\_\_\_\_ a big breakfast.
3. He \_\_\_\_\_ .
4. It \_\_\_\_\_ to get to work.
5. \_\_\_\_\_ at 7.30.

6. \_\_\_\_\_ lunch at a café.
7. \_\_\_\_\_ at 5 o'clock.
8. \_\_\_\_\_ tired when \_\_\_\_\_ home.
9. \_\_\_\_\_ a meal yesterday evening.
10. \_\_\_\_\_ to the gym yesterday evening.
11. \_\_\_\_\_ out yesterday evening.
12. \_\_\_\_\_ at 10 o'clock.
13. He \_\_\_\_\_ the Net before falling asleep.
14. \_\_\_\_\_ well last night.

**Ex. 113.** Fill in the correct form of Past Simple.

*E. g.:* **Did you go** to school yesterday? No, it was Sunday (you/ go).

1. He \_\_\_\_\_ an interesting book last month. (read).
2. I looked for my keys but I \_\_\_\_\_ them. (not/ find).
3. I wasn't hungry so I \_\_\_\_\_ anything. (not/ eat).
4. «\_\_\_\_\_ to Fred yesterday?» «Yes, I phoned him» (you/ ring).
5. «\_\_\_\_\_ the bell?» «Yes, but nobody answered».
6. «What was that noise?» «I \_\_\_\_\_ anything» (not/ hear).
7. «What \_\_\_\_\_ for breakfast?» «Bacon and eggs» (they/ have).
8. “How many books \_\_\_\_\_?” «Only one» (you/ buy)
9. He \_\_\_\_\_ his presents on Christmas morning. (open)
11. I \_\_\_\_\_ my clothes on Sunday afternoon. (wash)

**Ex. 114.** Put one of these verbs in each sentence.

*E. g.:* Buy, catch, cost, drink, fall, hurt, sell, spend, teach, throw, win, write.

1. Mozart wrote more than 600 pieces of music.
2. How did you learn to drive? My father \_\_\_ me.
3. We couldn't afford to keep our car, so we \_\_\_ it.
4. I was very thirsty. I \_\_\_ the water very quickly.
5. Paul and I played tennis yesterday. He's much better than me, so he \_\_\_ easily.
6. Don \_\_\_ down the stairs this morning and \_\_\_ his leg.
7. Jim \_\_\_ the ball to Sue, who \_\_\_ it.
8. Ann \_\_\_ a lot of money yesterday. She \_\_\_ a dress which \_\_\_ \$ 100.

**Ex. 115.** Describe Hyper Harry's holiday, completing the sentences with the correct form of the proper verb.

Cook   play   travel   rain   relax   stay   dance   pack up   walk
---



1. Hyper Harry *stayed* at a campsite on Sunday and Monday.
2. He *didn't stay* at a campsite all week.
3. On Sunday he \_\_\_\_\_ his dinner on fire.
4. It \_\_\_\_\_ all day on Monday.
5. He \_\_\_\_\_ to town on Monday.
6. He \_\_\_\_\_ his tent on Tuesday.
7. He \_\_\_\_\_ basketball on Wednesday.
8. He \_\_\_\_\_ on the beach on Thursday.
9. He \_\_\_\_\_ all Saturday night at a disco.
10. He \_\_\_\_\_ home by plane on Sunday.

**Ex. 116.** Now ask and answer questions about Hyper Harry's holiday.

— *Did he stay at the campsite on Tuesday?*

— *No, he didn't. What did he do on Wednesday?*

— *He played tennis.*

**Ex. 117.** And you? Write three things that you did on your last holiday.

**Ex. 118.** Rewrite sentences in the past.

1. My husband always goes to work by car. Yesterday he went to work by car.
2. Children often lose the keys. My son \_\_\_\_\_ last week.
3. I meet my best friend every week. I \_\_\_\_\_ last week.
4. I drink a cup of cappuccino every morning. I \_\_\_\_\_ yesterday morning.
5. They go to the seaside every holiday. They \_\_\_\_\_ last summer.
6. Football players start the match with the anthem. They \_\_\_\_\_ yesterday evening.
7. We often go to the cinema every Saturday night. Last Saturday we \_\_\_\_\_ as well.

**Ex. 119.** A friend has just come back from holiday. You ask him about it.  
Write your questions.

1. (where/go?) Where did you go?
2. (go alone?) —
3. (food/good?) —
4. (how long/stay there?) —
5. (stay/at a hotel?) —
6. (how/travel?) —
7. (the weather/fine?) —
8. (what/do in the evenings?) —
9. (meet anybody interesting?) —

**Ex. 120.** Complete the sentences, Put the verb into the correct form, positive or negative.

1. It was warm, so I **took off** my coat. (take)
2. The film wasn't very good. I **didn't enjoy** it very much. (enjoy)
3. I knew Sarah was very busy, so I \_\_\_\_\_ her. (disturb)
4. I was very tired, so I \_\_\_\_\_ to bed early. (go)
5. The bed was very uncomfortable. I \_\_\_\_\_ very well. (sleep)
6. Sue wasn't hungry, so she \_\_\_\_\_ anything. (eat)
7. We went to Kate's house but she \_\_\_\_\_ at home. (be)
8. It was a funny situation but nobody \_\_\_\_\_ (laugh)
9. The window was open and a bird \_\_\_\_\_ into the room. (fly)
10. The hotel wasn't very expensive. It \_\_\_\_\_ very much. (cost)
11. I was in a hurry, so I \_\_\_\_\_ time to phone you. (have)
12. It was hard work carrying the bags. They \_\_\_\_\_ very heavy. (be).

**Ex. 121.** Look at the picture and say what the people did yesterday, what they usually do and what they are doing now.

usually	now	yesterday
		
		
		



**Ex. 122.** Think of the best day in your life. Speak about it. Say:

- a) when it happened;
- b) where it took place;
- c) what you did;
- d) how you felt;
- e) what the weather was like, etc.

**The past progressive (continuous) tense**  
**Прошедшее длительное время**

**Утверждение** образуется с помощью глагола *to be* в прошедшем времени (*was, were*) и смыслового глагола с окончанием *-ing*.

<p style="text-align: center;">was  + V ing  were</p>
---

**В вопросе** *to be* (*was, were*) ставится перед подлежащим.  
**В отрицании** *not* следует после *to be* (*was, were*).

утверждение	отрицание	вопрос
I was speaking	I wasn't speaking	Was I speaking?
You were speaking	You weren't speaking	Were you speaking?
He was speaking	He wasn't speaking	Was he speaking?
She was speaking	She wasn't speaking	Was she speaking?
It was speaking	It wasn't speaking	Was it speaking?
We were speaking	We weren't speaking	Were we speaking?
You were speaking	You weren't speaking	Were you speaking?
They were speaking	They weren't speaking	Were they speaking?

### Употребление.

The Past Progressive употребляется для выражения:

1) действия, длящегося в определённый момент или период в прошлом. Мы не знаем, когда началось и когда закончилось это действие: *We were having dinner at 7 o'clock yesterday. They were playing chess the whole evening yesterday. What were you doing from 6 till 7 last Friday?* (маркеры: **at ... o'clock yesterday, from ... till ..., the whole evening**);

2) прерванного, незаконченного действия в прошлом. Прерванное действие — в Past Progressive, а прерывающее — в Past Simple: *They were still writing an essay when the bell rang.* (маркеры: **придаточное предложение времени с глаголом в Past Simple**);

3) двух и более действий, одновременно длящихся в прошлом: *The passengers were chatting while they were waiting for their flights.* (маркер: **while**);

4) для описания обстановки, на фоне которой происходили события рассказа: *On that day it was snowing heavily and a strong wind was blowing.*

**Ex. 123.** Use your own ideas to complete these sentences. Use the Past Continuous.

1. Tom burnt his hand while he was cooking the dinner.
2. The doorbell rang while I —
3. We saw an accident while we —
4. Mary fell asleep while she —
5. The television was on but nobody —

**Ex. 124.** Put the verbs into the correct form, past continuous or past simple.

1. I saw (see) Sue in town yesterday but she \_\_\_ (look) the other way.
2. I \_\_\_ (meet) Tom and Ann at the airport a few weeks ago. They \_\_\_ (go) to Berlin and I \_\_\_ (go) to Madrid. We \_\_\_ (have) a chat while we \_\_\_ (wait) for our flights.

3. I \_\_ (cycle) home yesterday when suddenly a man \_\_ (step) out into the road in front of me. I \_\_\_\_ (go) quite fast but luckily I \_\_\_\_ (manage) to stop in time and \_\_ (not/hit) him.

**Ex. 125.** Put the verbs into the correct form, past continuous or past simple.

1. Jane was **waiting** (wait) for me when I **arrived** (arrive).
2. What \_\_ (you/do) this time yesterday? I was asleep.'
3. \_\_ (you/go) out last night? No, I was too tired.'
4. 'Was Carol at the party last night? Yes, she \_\_ (wear) a really nice dress.'
5. How fast \_\_ (you/drive) when the accident \_\_ (happen)?
6. John \_\_ (take) a photograph of me while I \_\_ (not/look).
7. We were in a very difficult position. We \_\_ (not/know) what to do.
8. I haven't seen Alan for ages. When I last \_\_ (see) him, he \_\_ (try) to find a Job in London.
9. I \_\_ (walk) along the street when suddenly I \_\_ (hear) footsteps behind me. Somebody \_\_ (follow) me. I was frightened and I \_\_ (start) to run.
10. When I was young, I \_\_ (want) to be a bus driver.

**Ex. 126.** Complete the dialogue with the correct form of the verb, given in brackets. Read and translate the dialogue.

A policeman is asking a witness questions. One winter's evening a man was knocked down by a car. The man was very hurt, but the driver drove away. A teenager who was riding his bike saw the accident.

Policeman: What mark of car \_\_\_\_\_(be) it?

Witness: It \_\_\_\_\_ (be) a BMW.

Police: What colour \_\_\_\_\_ (be) it?

Witness: I think it \_\_\_\_\_ (be) black.

Police: you \_\_\_\_ (see) the number plate?

Witness: No, I'm sorry. It \_\_\_\_\_ (be) dark.

Police: it \_\_\_\_\_ (be)a man or a woman?

Witness: A man.

Police: How old \_\_\_\_\_ (be) he?

Witness: He \_\_\_\_\_(be) very old.

Police: Where \_\_\_\_\_(be) you?

Witness: I \_\_\_\_\_ (be) just there.

Police: What you \_\_\_\_\_(do)?



Witness: I \_\_\_(ride) my bike.

Police: What exactly \_\_\_\_\_ (happen)?

Witness: The man \_\_\_\_\_ (cross) the road, then the car suddenly \_\_\_\_\_ (hit) him and \_\_\_\_\_ (drive) away.

Police: Which way did he \_\_\_\_\_ (go) left, right, straight on?

Witness: He \_\_\_(go) left.

Police: OK. Thank you for your help.

Witness: You're welcome.

**Ex. 127.** Talking about the past: detective and suspect dialogue. Complete the dialogue with the correct form of the verb, given in brackets.

**A detective is interviewing a suspect.**

**Police:** Where \_\_\_\_\_ (be) you last Saturday evening?

**Suspect:** I \_\_\_\_\_ (be) in London.

**Police:** What you \_\_\_\_\_ (do) at 2am?

**Suspect:** I \_\_\_\_\_ (sleep) at 2am.

**Police:** Where?

**Suspect:** At the hotel.

**Police:** What \_\_\_\_\_ (be) the name of the hotel?

**Suspect:** The Hilton hotel.

**Police:** Who \_\_\_\_\_ (be) you with?

**Suspect:** I \_\_\_\_\_ (be) with my girlfriend, Becky.

**Police:** What \_\_\_\_\_ (be) your room number?

**Suspect:** It \_\_\_\_\_ (be) room 54.

**Police:** What time you \_\_\_\_\_ (go) to bed?

**Suspect:** We \_\_\_\_\_ (go) to bed at midnight.

**Police:** Anyone \_\_\_\_\_(see) you?

**Suspect:** Yes, the barman \_\_\_\_\_ (see) us.

**Police:** What \_\_\_\_\_?

**Suspect:** His name \_\_\_\_\_ (be) the barman's name? \_\_\_\_\_ (be) David.

**Ex. 128.** Complete the sentences with the correct form of the verbs in brackets.

1. When I (come) home my mother (read).
2. She (stumble) when she (run) the race.
3. The child (catch) cold when he (walk) barefoot.
4. When I (return) home my Mom (cook).
5. When she (enter) the room her little brother (draw) in her notebook.



6. When we (go) out yesterday it (rain).
7. I (walk) down the street when I suddenly (bump) into my friend.
8. She (text) to her boyfriend when the teacher (notice) it.
9. They (watch) TV when the bell (ring).
10. You (sleep) when I (call) you?

### The past perfect tense Прошедшее завершённое время

**Утверждение** образуется с помощью вспомогательного глагола *to have* в прошедшем времени (*had*) и смыслового глагола в третьей форме.

had + V<sub>3</sub>

**В вопросе** *had* ставится перед подлежащим, затем идёт смысловый глагол в третьей форме.

**В отрицании** *not* следует после *had*, затем идёт смысловый глагол в третьей форме.

утверждение	отрицание	вопрос
I had written	I hadn't written	Had I written?
You had written	You hadn't written	Had you written?
He <b>had</b> written	He <b>hadn't</b> written	<b>Had</b> he written?
She <b>had</b> written	She <b>hadn't</b> written	<b>Had</b> she written?
It <b>had</b> written	It <b>hadn't</b> written	<b>Had</b> it written?
We had written	We hadn't written	Had we written?
You had written	You hadn't written	Had you written?
They had written	They hadn't written	Had they written?

#### Употребление.

1. Past Perfect используется для обозначения действия, завершившегося к определенному моменту в прошлом. Момент в прошлом может быть обозначен другим действием или предлогом *by*:

*After the guests had left, I washed the dishes. By 5 o'clock. I had already washed the dishes.*

2. Past Perfect используется в сложных предложениях после выражений:

**Hardly**

**Scarcely**                      **when**

**Nearly**

**Barely**

**No sooner**                      **than**

*He had hardly completed the report when the boss came. OR Hardly had he completed the report when the boss came.*

*No sooner she had arrived that her mother called. OR No sooner had she arrived that her mother called.*

**Ex. 128.** Use the Past Perfect Tense to complete the sentences.

1. By the time he arrived the guests (go) away.
2. No sooner they (arrive) at the station than the train left.
3. By 5 p.m. yesterday she (clean) the flat.
4. We approached the ruins of an old church. The hurricane (destroy) it completely.
5. At last we got to the point where we (agree) to meet before.
6. She didn't go to the concert because she (hear) this piano concerto before.
7. We didn't have to go to the shop because Father (buy) everything.
8. Hardly they (run) into the departure lounge when the check-in was over.
9. He washed the dishes only after she (go) away.
10. They decided to stay at the hotel the tourist agent (choose) for them at first.

**Ex. 129.** Answer the questions using the Past Perfect Tense.

*E.g.: Why was the glass empty (drink) — Because somebody had drunk the milk.*

1. Why didn't you go to the cinema with us? (see)
2. Why didn't her parents live there anymore? (leave for the sea).
3. Why didn't you agree to go out with David? (get married already).
4. Why did she feel tired? (walk a lot that day).
5. When did she leave for holiday? (pass the exam)
6. Why couldn't you tell me about our plans at once? (children/ not go to bed)
7. When did you know that? (receive a letter).

**Ex. 130.** Match the beginning and the ending, putting the verbs into the correct tense.



<b>A</b>	She hardly (sell) the car	<b>1</b>	Than she (agree)
<b>B</b>	No sooner he (invite) her to go out	<b>2</b>	Than her mother-in-law (appear)
<b>C</b>	Hardly we (arrive) at the railway station	<b>3</b>	When the traffic guard (stop) the car.
<b>D</b>	We barely (write) the report	<b>4</b>	When her son's teacher (call) and (ask) to take him back home.
<b>E</b>	No sooner she (bake) the cake	<b>5</b>	when he (demand) money.
<b>F</b>	He hardly (fasten) the seat belt	<b>6</b>	When the client (want) to get it ready.
<b>G</b>	Hardly she (start) to work	<b>7</b>	Than the customer officers (turn up) with the inspection.
<b>H</b>	She nearly (faint)	<b>8</b>	they (cut) off the electricity.
<b>I</b>	They scarcely (proofread) the translation	<b>9</b>	when somebody (take) hold of her.
<b>J</b>	No sooner they (unload) the ship	<b>10</b>	when the train (set) off.

**Ex. 131.** Complete the sentences with the correct form of the verbs in brackets.

1. — When you (start) to work for Integra Chemicals?

— I (start) to work for this company many years ago. I (work) for the company 15 years when I (quit) last year.

2. I (not go) to the Opera House yesterday, because I (listen) to Evgeniy Olegovich twice.

3. — What (do) yesterday at 5 p.m.?

— Well, let me think, by 4.30 I (fix) the electrical problems and at 5 p.m. I (watch) a TV program.

4. Nor sooner Harry Potter (grab) the ball than his opponent (attack) him.

5. He (play) for the city team 10 years before he finally (decide) to become a coach.

6. We (buy) the tickets, (pack) the things and (be) ready to go.

7. She hardly (divorced) with him when he (marry) her best friend.

8. I (not cheat) on him! No sooner I (divorce) with him than I (accept) Charles' proposal to dine out together!

### The past perfect progressive (continuous) tense

### Прошедшее завершённое длительное время

**Утверждение образуется** с помощью вспомогательного глагола *to have* в прошедшем времени (*had*), 3 формы глагола *be-* и причастия 1 смыслового глагола.

Had + been + Ving
-------------------

**В вопросе** *had* ставится перед подлежащим, затем идёт *been*, а затем — причастие 1 смыслового глагола.

**В отрицании** *not* следует после *had*, затем идёт *been*, а затем — причастие 1 смыслового глагола.

утверждение	отрицание	вопрос
I had been writing	I hadn't been writing	Had I been writing?
You had been writing	You hadn't been writing	Had you been writing?
He <b>had</b> been writing	He <b>hadn't</b> been writing	<b>Had</b> he been writing?
She <b>had</b> been writing	She <b>hadn't</b> been writing	<b>Had</b> she been writing?
It <b>had</b> been writing	It <b>hadn't</b> been writing	<b>Had</b> it been writing?
We had been writing	We hadn't been writing	Had we been writing?
You had been writing	You hadn't been writing	Had you been writing?
They had been writing	They hadn't been writing	Had they been writing?

### Употребление.

1. Past Perfect Continuous используется для обозначения длительного действия, закончившегося к определенному моменту в прошлом:

*I had been waiting for 2 hours until he finally came. By 2012 he had been working in the company for 12 years.*

2. Past Perfect Continuous используется для обозначения действия, начавшегося в определенный момент в прошлом, длившегося какое-то время, результат которого был очевиден в определенный момент в прошлом:

*His plane was delayed. He had been waiting in the airport for 3 hours.*

**Ex. 132.** Match the beginning and the ending of the sentence. Translate them, paying attention to the grammar forms.

<b>A</b>	They (study) the problem for a year	<b>1</b>	She (agree) to marry an ordinary man.
<b>B</b>	We (built) a house for 10 years	<b>2</b>	When they (invite) him to play for the National Team.
<b>C</b>	She (grow) exotic trees for several years	<b>3</b>	Before the local theatre (stage) it.
<b>D</b>	After she (look) for the knight in shining armour for years	<b>4</b>	Before we (move) in.
<b>E</b>	She (suffer) for a month	<b>5</b>	Before she (heard) them played.
<b>F</b>	He (play) basketball for 10 years	<b>6</b>	When we (come) across the car of our dream.

<b>G</b>	I know you (write) plays for a long time	<b>7</b>	When they finally (get) the result.
<b>H</b>	She (compose) musical pieces for 10 years	<b>8</b>	Before they (give) fruits.
<b>I</b>	It (snow) heavily at night:	<b>9</b>	Before she (realize) that the life (be) good after all.
<b>J</b>	We (save) money	<b>10</b>	Everything was covered with deep white snow.

**Ex. 133.** Complete the sentences with the Past Perfect Continuous of the given verbs.

1. My mom was tired. She (clean) the house all day.
2. The room was empty, but there were flowers in the vase. Somebody (bring) flowers there.
3. It (rain) heavily for hours, and all the roads were wet.
4. By the time he arrived, I (wait) for him for 2 hours.
5. She (teach) English for 3 years when she was invited for the postgraduate studies.
6. They (keep) silence for some time, then finally started to discuss the current situation.
7. By 2016 he (work) in the company for 5 years.
8. Her eyes were red. She (cry).

**Ex. 134.** Make up sentences with the Past Perfect Continuous Tense.

1. Father / serve in the army for 20 years / retire.
2. My friend / live in Chelyabinsk all her life / move to Tyumen.
3. The artist / paint the picture / exhibit it.
4. The poet / write poems for 10 years / they become a success.
5. She / live in the country for 5 years / she was break out.
6. Pat / finish her course / live in Leeds for 5 years.
7. Allie / be tired / not sleep for 24 hours.
8. He / win the first prize/ practice for years.



**Ex. 135.** Complete the sentences with the Past Perfect Simple or Past Perfect Continuous.

1. A: Was that your first parachute jump?  
B: Well, yes, I never (jump) with parachute before.
2. A: Why did Mike look so tired?  
B: Because he (work) all night.

3. A: Why didn't you watch the film?  
B: Because I already (see) it.
4. A: Why was Phil fired?  
B: He (spy) for the rival company.
5. A: The sales for the new product were very high last month!  
B: It's because our marketing managers (study) the demand for months.
6. A: Why was our boss angry?  
B: Because he (argue) with our R&D department.

**Ex. 136.** Look at the pairs of pictures at make sentences.

*E.g.*

	
<p><i>He had been overspeeding before the car accident happened.</i></p>	

<p>1</p>		
<p>2</p>		
<p>3</p>		

4		
5		

**The future simple (indefinite) tense**  
**Будущее простое время**

**Утверждение *образуется*** с помощью вспомогательного глагола *will* для всех лиц и чисел и первой формы смыслового глагола.

**Примечание:** глагол *shall* в качестве вспомогательного глагола для будущего времени в настоящее время практически не используется.

Will + V<sub>1</sub>

**В вопросе *will*** ставится перед подлежащим, затем идёт первая форма смыслового глагола.

**В отрицании *not*** следует после *will*, затем первая форма смыслового глагола.

**Спряжение глагола to speak в простом будущем времени**

<b>утверждение</b>	<b>отрицание</b>	<b>вопрос</b>
I will speak	I won't speak	Will I speak?
You will speak	You won't speak	Will you speak?
He will speak	He won't speak	Will he speak?
She will speak	She won't speak	Will she speak?
It will speak	It won't speak	Will it speak?
We will speak	We won't speak	Will we speak?
You will speak	You won't speak	Will you speak?
They will speak	They won't speak	Will they speak?

### Употребление.

The Future Simple Tense используется для обозначения:

1. Предсказания о будущем: You will become a famous artist.
2. Решения, принятого в момент речи: The doorbell is ringing. I'll go and check who it can be.
3. События, которое произойдет вне зависимости от желания говорящего: Next month she'll be forty.
4. Употребляется поле глаголов *think, hope, suppose, etc*: I hope you will enjoy our party.

Обратите внимание, что в придаточных предложениях времени и условия, после союзов: *when, as soon as, till, until, if, unless* будущее время заменяется настоящим:

I'll tell you if you promise not to tell anyone. When the rain stops, we'll go out.

**Ex. 137.** Fill in the correct form of the verb in the Future Simple Tense.

1. I (to see) them next Saturday.
2. They (to be) here tomorrow.
3. We (to have) the test in a week.
4. Nick (to go) to school next week?
5. You (to wait) for me?
6. We (not to be) busy in the evening.
7. Children (to come) back tomorrow?
8. Sheila (not to get) passport next year.
9. When she (to study) French?
10. Why your father (to help) you?

**Ex. 138.** Complete the sentences then, do what is required between brackets.

1. Dad will work next Sunday.(negative)\_\_\_\_\_.
2. We will play football after school tomorrow (interrogative). When\_\_\_\_\_?
3. I will watch a goof film tonight (interrogative). What\_\_\_\_\_?
4. Mary will play the guitar for an hour next Sunday (negative)\_\_\_\_\_.
5. He will take English classes twice a week next term (negative).\_\_\_\_\_.
6. She will marry you. (negative)\_\_\_\_\_.
7. I will order this book for you. (interrogative). What\_\_\_\_\_?
8. You will go to the concert with me (interrogative)\_\_\_\_\_?
9. You will meet him at the station (interrogative). Where\_\_\_\_\_?
10. They will go there tomorrow. (negatibe)\_\_\_\_\_.

**Ex. 139.** Complete the sentences with the correct form of the verb given in brackets.

1. If the weather (be) fine we (go) for a walk.
2. If you (study) hard, I (buy) you a new mobile.
3. You (not lose) weight until you (stop) eating so many sweets.
4. When you (be) 30, your brother (be) 33.
5. If you (not hurry) up, you (miss) the plain.
6. When you (see) my relatives you (understand) everything at once.
7. As soon as you (get) your diploma, I (employ) you to work for our company.
8. She (not agree) to marry you unless you (do) something extraordinary.
9. If you (see) her, you (fall) in love with her.
10. The play (not be) a success unless you (invite) famous actors to star in it.

**Ex. 140.** Make sentences, matching the halves.

A	If the alarm clock (not ring)	1	We (go) to the lake.
B	If they (built) a lot of houses	2	She (have) a job interview.
C	If you (be) afraid of everything	3	We (travel) to Europe.
D	If the father (feel) better tomorrow	4	You (get) it issued in a week.
E	If you (behave) well	5	He (get) fatter soon.
F	If she (want) to get this job	6	He (be) late for work.
G	If it (rain) tomorrow	7	We (stay) at home.
H	If we (save) enough money	8	You never (be) happy.
I	If you (apply) for the visa right now	9	I (give) you a candy.
J	If he (not cut) down on sweets	10	The real estate price (fall).

**Ex. 141.** Look at the pictures and make sentences. Start your sentences with I think / I hope / I believe.







## The future continuous tense Будущее длительное время

Утверждение *образуется* с помощью вспомогательного глагола *will* для всех лиц и чисел, глагола *be* и причастия 1 смыслового глагола.

Will + be + Ving

В вопросе *will* ставится перед подлежащим, затем идёт глагол *be*, а затем — причастие смыслового глагола.

В отрицании *not* следует после *will*, затем идёт глагол *be*, а затем — причастие смыслового глагола.

### *Спряжение глагола to speak в будущем длительном времени*

утверждение	отрицание	вопрос
I will be speaking	I won't be speaking	Will I be speaking?
You will be speaking	You won't be speaking	Will you be speaking?
He will be speaking	He won't be speaking	Will he be speaking?
She will be speaking	She won't be speaking	Will she be speaking?
It will be speaking	It won't be speaking	Will it be speaking?



утверждение	отрицание	вопрос
We will be speaking	We won't be speaking	Will we be speaking?
You will be speaking	You won't be speaking	Will you be speaking?
They will be speaking	They won't be speaking	Will they be speaking?

### Употребление.

The Future Simple Tense используется для выражения:

1. Действия, которое будет происходить в определенный момент времени в будущем: AT this time tomorrow I'll be flying to Turkey.
2. Действия, которое будет длиться какое-то время в будущем: Tomorrow I will be cleaning my flat all day long.
3. Будущего действия, являющегося результатом предыдущей договоренности или решения: He will be helping us to repair the car.
4. Вежливого запроса о будущих намерениях: Will you be going to the shop?

**Ex. 142.** Complete the sentences with the Future Continuous Tense.

1. This time next week I \_\_\_\_\_ (sunbathe) in Spain.
2. When I get home from work tonight, my kids (do) homework.
3. What you (do) in ten years' time?
4. Don't phone between 8 and 9. They (have) dinner then.
5. You (use) the laptop computer this afternoon? I'm going to need it.
6. I (take) my driving exam at this time on Monday.
7. What costume you (wear) for Halloween party?
8. Fasten your seat belts. We (land) in 20 minutes.
9. If you come after 10 pm. I (sleep).
10. I (not be) able to come to the game tomorrow. I (get) married then.

**Ex. 143.** Complete the sentences with the verbs given. Use the Future Continuous Tense.

Leave    cook    perform    drive    go    play    make    not have
---

1. She \_\_\_\_\_ school this time next year.
2. This Sunday, \_\_\_\_\_ you basketball with us as usual?
3. Don't call me within an hour: I \_\_\_\_\_ then.
4. You \_\_\_\_\_ to the shop? Could you please buy something for me?

5. They cannot sing at our school-leaving party. They \_\_\_\_\_ on the International Contest then.

6. When he comes home tomorrow she \_\_\_\_\_ lunch.

7. Next year we \_\_\_\_\_ a holiday abroad.

8. Our neighbours are having a party tonight. They \_\_\_\_\_ a lot of noise all night as usual.

**Ex. 144.** Complete the sentences, using the Future Simple or Future Continuous.

1. I want to tour the area today. \_\_\_\_\_ (you/use) the car?

2. Please don't forget your tie because you \_\_\_\_\_ (meet) the administrators during your visit.

3. The taxi driver \_\_\_\_\_ (take) you to the Savoy Hotel.

4. A shuttle \_\_\_\_\_ (wait) for you outside the airport building at 8:30 p.m.

5. There's a big sale at Selfridges tomorrow. I'm sure people \_\_\_\_\_ (queue) up the street from early morning.

6. Put on something nice for the party. The photographers \_\_\_\_\_ (take) pictures.

7. You can't stay here if you've decided not to go. They \_\_\_\_\_ (look) for you.

8. It's an acceptable suggestion. I \_\_\_\_\_ (think) it over.

9. The price of petrol has gone up again. People \_\_\_\_\_ (ride) their bicycles soon.

10. I'm sure this statue \_\_\_\_\_ (stand) here for years.

11. \_\_\_\_\_ you \_\_\_\_\_ (join) us at 3.00 p.m.? we \_\_\_\_\_ (discuss) the new plan.

12. Come to the stadium at 4:00 p.m. The world-famous football player \_\_\_\_\_ (sign) the t-shirts.

13. This time tomorrow I \_\_\_\_\_ (fly) across the Pacific.

14. I don't want to call Janet just now. I'm sure she \_\_\_\_\_ (bathe) the baby and she \_\_\_\_\_ (be able/not) answer the phone.

15. I'm sure you \_\_\_\_\_ (pass) your driving test, but I \_\_\_\_\_ (keep) my fingers crossed for you all the same.

16. We \_\_\_\_\_ (not/learn) English this month. Our teacher has left.

17. You can use John's computer. He \_\_\_\_\_ (not/work) here anymore.

**Ex. 145.** Fill in with: Present Continuous, Present Simple, Future Simple, Future Continuous.

1. The course \_\_\_\_\_ (begin) in October.

2. You can't come with me. Dad \_\_\_\_\_ (not / let) you.

3. This time next week I \_\_\_\_\_ (have) breakfast with my sister in Paris!
4. — Do you have any plans for tonight?  
— Actually, I do. I \_\_\_\_\_ (go) out with Penny.
5. The festival begins next Saturday. People \_\_\_\_\_ (dance) and \_\_\_\_\_ (sing) in the streets all week.
6. If you need me, you \_\_\_\_\_ (find) me at school. I \_\_\_\_\_ (teach) in pavilion A until the lunch time.

**Ex. 146.** Let's speculate. What will you be doing in a 5 years' time from now?

*E.g.: I will be working as an English teacher in China.*

### The future perfect tense Будущее завершённое время

**Утверждение** *образуется* с помощью вспомогательного глагола **will** для всех лиц и чисел, глагола **have** и причастия 2 смыслового глагола.

Will + have + Ved (V<sub>3</sub>)

**В вопросе** *will* ставится перед подлежащим, затем идёт глагол *have* и причастие 2 смыслового глагола.

**В отрицании** *not* следует после *will*, затем идёт *have* и причастие 2 смыслового глагола.

### *Спряжение глагола to speak в будущем завершённом времени*

утверждение	отрицание	вопрос
I will have spoken	I won't have spoken	Will I have spoken?
You will have spoken	You won't have spoken	Will you have spoken?
He will have spoken	He won't have spoken	Will he have spoken?
She will have spoken	She won't have spoken	Will she have spoken?
It will have spoken	It won't have spoken	Will it have spoken?
We will have spoken	We won't have spoken	Will we have spoken?
You will have spoken	You won't have spoken	Will you have spoken?
They will have spoken	They won't have spoken	Will they have spoken?

### Употребление.

The Future Perfect Tense используется для выражения действия, которое закончится к определенному моменту в будущем: By this time tomorrow I will have cleaned the house.

**Ex. 147.** Complete the sentences with the Future Perfect Tense.

1. You (write) the report by 5 pm tomorrow?
2. I (return) from Moscow by tomorrow.
3. In two months he (pass) the driving test.
4. By next year we (save) enough money to travel round the world.
5. By next month she (work) for the company for 5 years.
6. Do you think they (find) the cure from cancer by next year.
7. What measures (take) on this situation by next Monday?
8. Do you think Mary (read) my book by Sunday?
9. What changes (take) place by the year 2100?
10. By 2034 we (pay) down the mortgage.

**Ex. 148.** Complete the sentences with the given verbs.

Pack   learn   change   use up   eat up   make   spend   lose
---

1. If you continue wasting money like that you \_\_\_\_\_ it all before the end of your holiday.
2. We are going on the hiking tour tomorrow. You \_\_\_\_\_ your things by then?
3. By 2100 the life \_\_\_\_\_ tremendously.
4. If you lose this phone, it will be the 5<sup>th</sup> one you \_\_\_\_\_ by now.
5. Do you think after living in France he \_\_\_\_\_ how to speak fluent French?
6. If we don't become more environmentally-aware we \_\_\_\_\_ all the natural resources soon.
7. You can come anytime tomorrow. I \_\_\_\_\_ the PP presentation by today evening.
8. Hurry up or the kids \_\_\_\_\_ all the sweets.

**Ex. 149.** Complete the sentences with the Future Perfect or Future Continuous.

1. — Are you coming to the party on Saturday? — Sorry, but \_\_\_\_\_ (travel) on Saturday to Costa Rica.

2. — Are you free tomorrow? — Yes, I \_\_\_\_\_ (tidy up) the flat by then.
3. — Who's meeting her? — John \_\_\_\_\_ (wait) for her at the airport.
4. He hopes he \_\_\_\_\_ (prepare) for the lecture by this time tomorrow.
5. — Is Pamela coming tonight? — No, she isn't. She \_\_\_\_\_ (go) to a concert.
6. They think they \_\_\_\_\_ (achieve) great results by the time of the tournament.
7. They \_\_\_\_\_ (eat) at home.
8. I hope in 100 years they \_\_\_\_\_ (find) the cure for cancer.
9. — You \_\_\_\_\_ (go) shopping tonight? — Actually, no, So what?
10. Oh, stop here, please, otherwise you \_\_\_\_\_ (dig) the hole to the other part of the Earth.

**Ex. 150.** Match the halves supplying the correct form of the verb in brackets.

1	He (return) home	A	By the beginning of the Championship.
2	Our boat (approach) the beaches of Mexico	B	Before he finds the information for his report.
3	I hope the concert (finish)	C	By this time, and the kids (return) home.
4	Constructors (build) new metro line	D	Before the guests arrive.
5	We (clean) the flat and (lay) the table	E	It's a life-or-death question.
6	People (forget) the artists and his works	F	Long before they arrive.
7	He (look) through a lot of books	G	By the 15 <sup>th</sup> of August.
8	I hope the letter (arrive) before the end of September	H	The last patient before late evening.
9	The news about their divorce (reach) the village	I	By this time next week.
10	He hopes he (examine)	J	Before he dies.

**Ex. 151.** Complete the sentences with future forms.

1. I hope he (become) famous some day.
2. You (cook) the cake by tomorrow? It's very important.
3. He (travel) round Europe? I'd like to give him a piece of advice.
4. By this time tomorrow she (fly) to the resort.
5. By her wedding they (make) all the arrangements.
6. I hope she (come) to us, I need to tell her something.

7. He is in hospital! — Oh dear, I didn't know that, I (call) him then.  
 8. At this time tomorrow I (watch) the football match and (sip) my beer.

**Ex. 152.** Let's speculate! What will people have done by the year 2100? Make at least 10 sentences.

### The future perfect progressive (continuous) tense

#### Будущее завершённое длительное время

**Утверждение образуется** с помощью вспомогательного глагола *will* для всех лиц и чисел, глагола *have*, 3 формы глагола *be* — *been*, и причастия смыслового глагола.

Will + have + been + Ving
---------------------------

**В вопросе** *will* ставится перед подлежащим, затем идёт глагол *have*, затем — *been* и причастие смыслового глагола.

**В отрицании** *not* следует после *will*, затем идёт *have* затем *-been* и причастие 1 смыслового глагола.

#### Спряжение глагола to speak

##### в будущем завершённом длительном времени

утверждение	отрицание	вопрос
I will have been speaking	I won't have been speaking	Will I have been speaking?
You will have been speaking	You won't have been speaking	Will you have been speaking?
He will have been speaking	He won't have been speaking	Will he have been speaking?
She will have been speaking	She won't have been speaking	Will she have been speaking?
It will have been speaking	It won't have been speaking	Will it have been speaking?
We will have been speaking	We won't have been speaking	Will we have been speaking?
You will have been speaking	You won't have been speaking	Will you have been speaking?
They will have been speaking	They won't have been speaking	Will they have been speaking?

#### Употребление.

The Future Perfect Continuous Tense используется для обозначения действия, которое начнется в какое-то время в будущем и будет продолжаться или

закончится к определенному моменту в будущем: Next year I will have been working for this company for 10 years.

**Ex. 153.** Complete the sentences with the Future Perfect Continuous.

1. By the end of June I\_\_ (live) in this flat for thirteen years.
2. I \_\_\_\_\_ (fly) to London for an hour at this time tomorrow.
3. At this time next week I \_\_\_\_\_ (work) for this company for 20
4. When the bell rings I \_\_\_\_\_ (teach) for eight hours today.
5. I \_\_\_\_\_ (wear) these glasses for five years next week.
6. I \_\_\_\_\_ (drive) this car for six years tomorrow.
7. 7. At this time tomorrow I \_\_\_\_\_ (take) a test for an hour.
8. At this time next year I \_\_\_\_\_ (have) a holiday in Antalya for a
9. . At this time next year I \_\_\_\_\_ (live) in Istanbul for ten years.
10. By the time we get home they \_\_\_\_\_ (play) football for half an
11. She \_\_\_\_\_ (dance) for an hour at nine o'clock.
12. I \_\_\_\_\_ (learn) English for ten years by the end of this year.

**Ex. 154.** Match the halves supplying the correct form of the verb in brackets.

1	Next year she (work)	A	For 5 years.
2	In two days I (study) Spanish	B	With her brother.
3	Next year our group (work)	C	For a month already.
4	Next on the they (research) the phenomena	D	And they (discuss) the question for 3 hours.
5	Tomorrow she still (quarrel)	E	In the hospital for 10 years already.
6	Tomorrow the workers (repair)the yard	F	For 3 years.
7	Next year I (work) as a teacher	G	On the problem for 2 years.
8	Ten minutes more —	H	For 20 years.

**Ex. 155.** Complete with the correct future form.

1. I hope I \_\_\_\_\_ (marry) him some day.
2. I'm afraid he \_\_\_\_\_ (quarrel) with everybody here if he continues like that.
3. Next month she \_\_\_\_\_ (be) 18.
4. You \_\_\_(order) a takeaway business-lunch?
5. Next month I \_\_\_\_\_ (play) basketball for 20 years already.

6. I envy you, tomorrow you \_\_\_\_\_ (lie) on the beach and I \_\_\_\_\_ (sweat) in a stuffy office.

7. By 2100 people \_\_\_\_\_ (conquer) Mars. 8.

**Ex. 156.** Think of the following and share your ideas.

1. Some things you will have done before the New Year (min 5).
2. What do you plan to have achieved by the end of the year?
3. Where will you be spending your holidays?
4. What will you have done by next Monday?
5. What do you plan to have done by the time you have graduated from the University?
6. What will you be doing on Sunday morning?
7. Do you plan to have taken up any new activities within a year?
8. What do you think you'll be doing after you retire?
9. What will you have done before you retire?
10. What jobs do you think your kids will be doing when they are older?

### Future forms

#### Способы выражения будущего действия

Для выражения будущего действия используется не только время Future Simple, но ряд других форм и конструкций.

Время	Значение	Пример
Present Simple	Расписание; часто с глаголами движения и начала, окончания действия	The train <b>leaves</b> at 5 p.m. tomorrow
Present Continuous	Действие запланировано, случится с большой степенью вероятности; все приготовления уже сделаны	We are having a party at the weekend.
To be going to	1. Намерение совершить действие; 2. Предсказание, основанное на том, что Вы видите	1. I'm going to start a business course next year. 2. The sky is cloudy. It's going to rain soon.
Future Simple (will + V1)	1. Спонтанное решение, принятое во время разговора; 2. После глаголов think, hope, expect; 3. Предсказание, основанное на Ваших внутренних ощущениях.	1. — Would you like tea or coffee? — I'll have tea, please. 2. I think I'll go with you. 3. He will become a famous scientist.



**Present Simple (V1, V+s; do / does)** употребляется:

- в расписании поездов, занятий и других общественных мероприятий:

*The train leaves in half an hour.*

**Present Progressive (am, is, are + V ing)** выражает:

• **запланированное** личное действие в будущем, его время и место известны, и всё приготовлено для его реализации, => оно наверняка осуществится. На русский переводится настоящим временем: *They are getting married tomorrow at three. I'm leaving for St. Petersburg next Monday.*

**Be going to = gonna to** выражает:

• **планы** (собираться что-либо делать), но не всё ещё приготовлено для реализации действия, => мы не уверены в его осуществлении на 100%: «*Where are you going on holiday this year?*» «*We are going to ski in the Alps*»;

• **предсказание**, основанное на реальных фактах в настоящем:

*Look at those black clouds! It is going to rain.*

**Future Simple (will + V1)** выражает:

1. **Спонтанное намерение** сделать что-нибудь в будущем:

«*The phone's ringing.*» «*O.K. I'll answer it.*»

2. **Предсказание**, основанное на собственном мнении (I think, perhaps, probably): *I think it will rain. Take your umbrella.*

3. **Обещание**, надежда, угроза, предупреждение: *You can tell me your secret. I promise I won't tell anyone.*

4. **Просьба, предложение**: *Shall I show you round the city? Will you help me, please?*

5. Действие, которое наверняка произойдёт в будущем, и которое мы не можем контролировать: *Jill will be two years old next month.*

**Ex. 158.** Choose the correct verb form.

1. Where *will you go / are you going* on holiday this year? I haven't decided yet.
2. *I am seeing / I'll see* the doctor tomorrow about my back.
3. My bag is so heavy. Give it to me. *I'll carry / I'm going to carry* it for you.
4. I bought some warm boots because *I'll go / I'm going* skiing.
5. Tony is back from holiday. Is he? *I'll give / I'm going to give* him a ring.'
6. What *are you doing / will you do* tonight? *We'll see / we're going to see* a play at the theatre.
7. You can tell me your secret. *I won't tell / I'm not going to tell* anyone.
8. What would you like to drink? *I am having / I'll have* a coffee, please.

9. I can't go out tonight because a friend of mine *is coming / will come* to see me.
10. Congratulations! I hear *you'll get married / you're getting married*.
11. I need to post these letters. *I'll go / I'm going* shopping soon. *I'll post / I'm going to post* them for you.'
12. —Have you booked the plane tickets?  
—Yes, *we are leaving / we are going to leave* tomorrow.'
13. It smells delicious in the kitchen. What *will we have / are we having* for lunch?
14. —We've just booked a trip to the ballet.  
— Oh, what *will you see / are you going to see*?  
— Swan Lake. Why don't you come too?  
— OK. *I'll book / I'm going to book* a ticket as well.
15. Have you decided what to buy Dad for his birthday?  
— Yes, *I'm going to get / I'll get* him a book on gardening.  
— That's a good idea, and *I'll get / I'm going to get* him some plants for the garden.
16. — Why are you putting on your boots?  
— Because *I'm going to take / I'll take* the children to the park. That sounds nice. I think *I'm going to come / I'll come* with you.

**Ex. 159.** Complete the sentences with the correct form of the verb in brackets (the future simple or be going to).

1. — I've got a lot of cleaning to do.  
— Don't worry, I (help) \_\_\_\_\_ you.
2. They moved house because they (have) \_\_\_\_\_ another baby.
3. — I must give Henry his present.  
— I (take) \_\_\_\_\_ it, I (see) \_\_\_\_\_ him later today.
4. — What time is the supermarket open on Sunday?  
— I don't know. I (do) \_\_\_\_\_ the shopping later so I (ask) \_\_\_\_\_'
5. Don't come and meet me — I (not get) \_\_\_\_\_ lost.
6. Are you free this weekend?  
— No, we (visit) \_\_\_\_\_ Keith's parents.'
7. John went to work in Australia last month so I (not see) \_\_\_\_\_ him for a long time.
8. Henry got a new job yesterday.  
— That's good news — I (ring) \_\_\_\_\_ and congratulate him.

9. Are you looking forward to your party?  
— Yes. I hope everyone \_\_\_\_\_ (enjoy) it.’
10. I’m really thirsty.  
— I \_\_\_\_\_ (get) you a glass of water.’

**Ex. 160.** Put the verbs in brackets into the present continuous or the present simple.

1. What time \_\_\_\_\_ (the play / start) tomorrow?
2. \_\_\_\_\_ (Jonathan / come) with us tonight?  
— No, he \_\_\_\_\_.
3. My brother \_\_\_\_\_ (go) to university in September.
4. When \_\_\_\_\_ (the lesson / finish)?
5. The flight to Milan \_\_\_\_\_ (leave) at eight o’clock.
6. The Greens \_\_\_\_\_ (move) to their new house this weekend.
7. I \_\_\_\_\_ (have) a birthday party on Saturday. Can you come?
8. Martha \_\_\_\_\_ (play) in the school performance tomorrow night.
9. \_\_\_\_\_ (you / do) anything on Friday morning?  
— No, I’m free.
10. — I \_\_\_\_\_ (go) to the cinema. There’s a new film on. Do you want to come with me?  
— What time \_\_\_\_\_ (the film / start)?

### Modal verbs and expressions

#### Модальные глаголы и выражения

Модальные глаголы выражают не действие, а отношение к нему, т. е. считается ли действие возможным, невозможным, вероятным, невероятным, обязательным, необходимым, сомнительным или неопределённым.

Модальные глаголы являются дефективными, так как:

- **не образуют** ing-овые, временные и пассивные формы (данные формы образуют их **эквиваленты**);
- **не имеют** формы будущего времени; только 2 глагола (can, may) имеют форму прошедшего времени (could, might);
- **не принимают** окончание –s в третьем лице, единственном числе;
- **не требуют** после себя частицы «to» (кроме ought, need);
- **не требуют** вспомогательного глагола «do(did)» в вопросе и отрицании.

### К модальным принадлежат глаголы:

- can [kæn] — умею, могу;
- could [kud] — 1) мог; 2) мог бы;
- may [meɪ] — 1) могу, потому что позволено; 2) может быть
- might [maɪt] — мог бы, но мало вероятно;
- must [mʌst] — 1) должен; 2) должно быть
- should [ʃʊd] — следует (совет);
- ought to [o:t] — следует (по обстоятельствам)
- need — нуждаться

### Сюда также относятся модальные выражения:

- be able to — быть способным (эквивалент can);
- be allowed to — быть дозволенным (эквивалент may)
- have to — быть должным, приходится (эквивалент must);
- be to — быть должным (по существующей договоренности).

Глагол	Прошедшее время	Замени- тель	Значение	Пример	Перевод
Can	Could	Be able to	Возможность или способность совершить действие	I <i>can</i> swim	Я <i>могу (умею)</i> плавать
			Разрешение (неформальное, дружеское)	<i>Can</i> I call you right away?	Я <i>могу</i> позвонить тебе прямо сейчас?
May	Might	Be allowed to	Разрешение (официальное)	You <i>may</i> go home now	Вы <i>можете</i> идти домой сейчас
			Предположение	It <i>may</i> rain today	<i>Возможно</i> , сегодня пойдет дождь
Must	—	Have to Be to	Долженствование	You <i>must</i> do it	Вы <i>должны</i> это сделать
			Предположение	He <i>must</i> be at home now.	Он, <i>должно быть</i> , сейчас дома
Should (ought to)	—	—	Моральное долженствование или совет	He <i>should</i> help his friend	Он <i>должен</i> помочь своему другу
Need	—	—	Необходимость совершить действие (только в <i>вопросительных</i> и <i>отрицательных</i> предложениях)	<i>Need</i> he come here?	<i>Нужно</i> ли ему приходить сюда?

## Модальный глагол *can*

Модальный глагол *can* выражает:

1. Физическую или умственную способность: I can remember 20 English words at once.
2. Способность в силу обстоятельств: You can get to the city centre by tram.
3. Неформальное разрешение: Of course you can borrow my car.
4. Неформальную просьбу: Can I take your pen?
5. Запрет: You can't talk to your boss like this!
6. Недоверие, удивление, сомнение. В этом значении используется только в отрицательных и вопросительных предложениях: Can he tell you a lie? — Разве он может солгать вам?

Глагол в форме *could* выражает:

1. Физическую или умственную способность в прошлом: I could swim when I was 5.
2. Однократную возможность выполнить действие (в значении «смог», «удалось»): Difficult it was, he could get the grants.
3. Просьбу: Could you lend me your car, please?
4. Недоверие, удивление, сомнение. В этом значении используется только в отрицательных и вопросительных предложениях: Could he tell you a lie? — Разве он мог солгать вам?

**Be able to** заменяет глагол *can* в будущем времени. Это модальное выражение имеет более формальный оттенок значения, чем *can*. В прошедшем времени имеет значение «смог, преодолев трудности»:

**Ex. 161.** Change sentences into negative and interrogative.

1. I can play the piano.
2. He can write only with his left hand.
3. Ducks can swim under water.
4. The child can read and write.
5. She can run a semi-marathon.
6. You can use my phone if you need.
7. He can jump with parachute.
8. Some birds can swim.

**Ex. 162.** Fill in can or could.

1. I \_\_\_\_\_ read when I was 5.
2. \_\_\_\_\_ you please help me?

3. I \_\_\_\_\_ find a job as a shop-assistant thought I didn't have necessary qualification.

4. He \_\_\_\_\_ (not) get into the house because he had lost the keys.











5. \_\_\_\_\_ I borrow your car?

6. \_\_\_\_\_ he \_\_\_\_\_ say that?

7. You \_\_\_\_\_ not cross the street there.

8. You \_\_\_\_\_ take a taxi, and it will bring you to the Museum in less than no time.

**Ex. 163.** Look at the pictures and say what the people can do.

1		6	
2		7	
3		8	
4		9	
5		10	

**Ex. 164.** Say what you can do now or could do in the past.

**Ex. 165.** Ask your friend questions trying to find out what he can do now or could do in the past.

**Ex. 166.** Act out a dialogue as if you want to ask your partner to do something.

*E.g.:*

*A: Hello, I want to ask you about something. B: Yes, go ahead.*

*A: Listen, could you please look after my kids on Monday?*

*B: Yes, no problem (OR: I'm afraid I can't; Yes, sure. I'm busy with \_\_\_\_\_. I am afraid):*

- a. look after kids;
- b. send new prices;
- c. show you round the city;
- d. borrow you his car;
- e. get you some tea or coffee;
- f. meet you at the station;
- g. accompany you to the health club.
- h. Give you his phone.

### *Модальный глагол may*

Модальный глагол may выражает:

1. Разрешение (более официальное, чем can): May I have a day-off tomorrow?

2. Предположение с большой долей сомнения (переводится «возможно»): You may think I am very old.

3. Способность в силу обстоятельств: In the picture you may see...

Глагол в форме might выражает:

1. Предположение с большой долей сомнения (переводится «возможно»).

2. Просьба в форме упрека: You might meet me at the station.

**Be allowed to** заменяет глагол may в будущем времени в значении разрешения: You will be allowed to leave before the dinner.

**Ex. 167.** Fill in may or might.

1. — You \_\_\_\_\_ help me with the cleaning  
— I'm so tired.
2. It \_\_\_\_\_ rain today.
3. \_\_\_\_\_ I go out?
4. Yes, you \_\_\_\_\_ take these books.
5. \_\_\_\_\_ I smoke in this room?
6. \_\_\_\_\_ I have a talk with you in private?
7. You \_\_\_\_\_ choose any book you like.
8. He \_\_\_\_\_ be at home now.

**Ex. 168.** Complete the sentences with can, could, may or might. Sometimes more than one variant is possible.


1. Why isn't Ben in the office? — I think he \_\_\_\_\_ be at home, working on his computer.
2. From the window of our tourist bus you \_\_\_\_\_ see Trafalgar Square.
3. He \_\_\_\_\_ (not) be late, he is always on time!
4. How \_\_\_\_\_ you treat him like this?
5. I \_\_\_\_\_ draw beautiful pictures when I was 8. Now I don't have any inspiration.
6. \_\_\_\_\_ I use your phone? Mine isn't working.
7. \_\_\_\_\_ you spell your name please?
8. She \_\_\_\_\_ be busy, that's why she didn't call back.

**Ex. 169.** Complete the sentences with may, might or be allowed to.

1. When you are 18, you \_\_\_\_\_ to have a driving license.
2. Patients \_\_\_\_\_ to read doctors' notes.
3. When you finish your test, you \_\_\_\_\_ hand it in.
4. You \_\_\_\_\_ to speak to your boss immediately, only after you give a written note.
5. \_\_\_\_\_ I dance with you?
6. You \_\_\_\_\_ to go into the shop with the dog.
7. One \_\_\_\_\_ not enter the building without a permit.
8. No one \_\_\_\_\_ to use the weapon without prior permission.



**Ex. 170.** Look at the pictures and make assumptions or give permission with may / might.





**Ex. 171.** Look at the pictures and make sentences with reproach.

1	 <p>ТелеграфЪ</p>	6	
2		7	
3		8	
4		9	
5		10	

## Модальный глагол *must*

Модальный глагол *must* выражает:

1. Долженствование в силу обстоятельств или законов природы: I must support your family.
2. Долженствование в силу приказа: You must go there now.
3. Настойчивую рекомендацию, совет: You must see this film!
4. Предположение с большой долей уверенности («должно быть»): Try calling once again, he is at home, he must be sleeping.

***Have to + infinitive*** заменяет глагол *must* в прошедшем и будущем времени, а также обладает собственным значением: долженствование в силу внешних обстоятельств (на русский язык часто переводится глаголом «приходится»): I have to get up early as I leave far from my work.

Отрицательная и вопросительная формы образуются при помощи вспомогательного глагола *do*.

***Be to + infinitive*** заменяет глагол *must* в прошедшем времени. В будущем времени не используется. Обладает собственным значением:

1. Приказ, являющийся результатом договоренности: You are to go there at once.
2. Договоренность, часть плана: You were to read Page 29 for today.
3. Нечто неизбежное: What is to become of me? What am I to do?

**Ex. 172.** Fill in *must* (*mustn't*), *have to* or *be to*.





1. The journey to Brazil \_\_\_\_\_ cost him a lot!
2. I \_\_\_\_\_ wear strict clothes at work.
3. I \_\_\_\_\_ get up early yesterday as we \_\_\_\_\_ meet at the station at 5 a.m.
4. We had a lot of luggage with us, so we \_\_\_\_\_ take a porter.
5. If you come in late you \_\_\_\_\_ be very quiet.
6. If you fail your finals exams, you \_\_\_\_\_ pay for your education.
7. He \_\_\_\_\_ buy milk on his way home: he had promised to do it.
8. When they arrived at the station, the train had already gone, so they wait for another one.
9. You \_\_\_\_\_ smoke near schools or hospitals.
10. You \_\_\_\_\_ see this film, it's absolutely terrific!

**Ex. 173.** Fill in the suitable modal verb (can, may, must) or its equivalents.

1. \_\_\_\_\_ he really be so old?
2. The plane \_\_\_\_\_ return to the departure airport due to engine failure.
3. I'm sure she \_\_\_\_\_ win the award: she is very talented.
4. He \_\_\_\_\_ be more polite with me!
5. The weather \_\_\_\_\_ be perfect there now!
6. You \_\_\_\_\_ prepare the report by tomorrow, we've agreed about it!
7. How \_\_\_\_\_ you treat me like that?
8. There \_\_\_\_\_ be his real name!
9. We \_\_\_\_\_ (not) use our phones at work.
10. He \_\_\_\_\_ just ignore you. He \_\_\_\_\_ have a serious reason for that.

**Ex. 174.** Describe the pictures using modal verbs must or may.

1		6	
2		7	
3		8	

4		9	
5		10	

### *Модальный глагол should (ought to)*

Модальный глагол *should (ought to)* выражает:

1. Долженствование в силу моральных норм и правил: You shouldn't break your promises!
2. Совет: You have a bad cough, you should see a doctor!
3. Нечто, что видится логически вытекающим из обстоятельств: If it is Tarantino's film, it should be extravagant.

### *Модальный глагол need*

Модальный глагол *need* выражает необходимость. Чаще всего используется в отрицательных и вопросительных предложениях: You needn't go there. В качестве модального глагола *need* может употребляться только в форме настоящего времени.

*Need* может употребляться в качестве обычного смыслового глагола, в этом случае вопросительные и отрицательные предложения образуются с помощью вспомогательного глагола *do*, и глагол может употребляться и в прошедшем, и в будущем времени: I didn't need to go there.

**Ex. 175.** Fill in should(ought to), need, have to or their negative forms.

1. You \_\_\_\_\_ go there at once. You can do it tomorrow.
2. We \_\_\_\_\_ to help our Granny, she cannot run the house herself.
3. You \_\_\_\_\_ meet me at the station, I can go myself.
4. She \_\_\_\_\_ tell this good news to me.
5. He was very ill yesterday, I think he \_\_\_\_\_ consult a doctor.
6. You \_\_\_\_\_ to clean the floor, children can do it for you
7. If she cannot cook, she \_\_\_\_\_ learn it.
8. He \_\_\_\_\_ to take some extra course to catch up with the group.
9. His parents \_\_\_\_\_ to drive themselves, he will send them a driver.
10. Why \_\_\_\_\_ I wash up? I'm not the only one who uses the dishes!

**Ex. 176.** Match the halves of the sentences.

1	You should definitely	A	To go there?
2	Do you really need	B	He will have to be prepared to work hard.
3	They need to do some	C	You need to be a top-class specialist.
4	If he wants to succeed,	D	To be happy.
5	She needn't pay for the course —	E	Because she can connect with them by email
6	To be accepted for the company	F	Watch the film — it's awesome!
7	You don't need a lot of things	G	— the admission is free.
8	She needn't go there	H	Tasks before going to bed.

**Ex. 177.** Translate parts of sentences.

1. I think you (должны отдохнуть), you're working hard these days.
2. The mother (не нужно было мыть посуду), the kids have already done it.
3. Nowadays you (не нужно выращивать овощи на огороде) — you can buy everything in the supermarket.
4. You (не следует быть) too assertive — it may be considered rude.
5. You look tired, I'm afraid you (нуждаешься в отдыхе).
6. Go and help him at once. — Why (я должен)?
7. She (не нуждается в чьей-либо помощи).
8. Everyone (необходимо поплакать) sometimes.
9. Sometimes I understand that I (не следует делать) something, but my inner devil tempts me to act differently.
10. You (не следует рассматривать) moving to the other country until you have counted all the risks.



**Ex. 178.** Complete the following sentences using have to, has to, don't have to, doesn't have to, should, or shouldn't.

1. «I'm tired.» «You *should* go to bed.»
2. «I haven't done my homework.» «Don't worry. You \_\_\_\_\_ do it today.»
3. «What time do we \_\_\_\_\_ be at the airport?» «12.30 — I think we \_\_\_\_\_ call a taxi now.»
4. «Jane \_\_\_\_\_ work on Saturdays.» «That's terrible. She \_\_\_\_\_ get a new job.»
5. «Luke \_\_\_\_\_ wear a school uniform.» «Lucky him! All his brothers and sisters \_\_\_\_\_.»
6. «Does he \_\_\_\_\_ go on a diet?» «No, he \_\_\_\_\_, but I think he \_\_\_\_\_.»
7. Your hair is too long. I think you \_\_\_\_\_ get it cut.
8. Your clothes smell, and you've got a cough. You \_\_\_\_\_ smoke.
9. I'm going to bed. I \_\_\_\_\_ be up early tomorrow.
10. I'd like to meet your boyfriend. You \_\_\_\_\_ invite him round.
11. I \_\_\_\_\_ tell my parents where I am, then they don't worry.
12. You \_\_\_\_\_ come with me if you don't want to. I'll go on my own.
13. If you need some help with your homework, you \_\_\_\_\_ go to the library.
14. If you've got a ticket, you \_\_\_\_\_ queue. You can go straight in.
15. You \_\_\_\_\_ tell lies. It's wrong.
16. Geoff works too much. I think he \_\_\_\_\_ take it easy.

**Ex. 179.** What's the problem? Look at the advice. What problems do the people have?

1. «*I've got a headache.*» «You should take an aspirin.»
2. «\_\_\_\_\_.» «You should study harder.»
3. «\_\_\_\_\_.» «You should take it back to the shop.»
4. «\_\_\_\_\_.» «You should keep it in a safe place.»
5. «\_\_\_\_\_.» «You should phone the police.»

**Ex. 180.** Rewrite sentences using various modal verbs.

1. I'm sure he is a basketball player. He \_\_\_\_\_
2. Perhaps he is a basketball player. He \_\_\_\_\_
3. Perhaps he isn't a basketball player. He \_\_\_\_\_
4. I'm sure he isn't a basketball player. He \_\_\_\_\_

5. I'm sure she has got a Porsche. She \_\_\_\_\_
6. Perhaps she has got a Porsche. She \_\_\_\_\_
7. Perhaps she hasn't got a Porsche. She \_\_\_\_\_
8. I'm sure she hasn't got a Porsche. She \_\_\_\_\_

**Ex. 181.** Rewrite sentences using various modal verbs: can could must have to might should<sup>1</sup>.

1. Ted's flight from Amsterdam took more than 11 hours. He \_\_\_\_\_ be exhausted after such a long flight. He prefer to stay in tonight and get some rest.

2. If you want to get a better feeling for how the city is laid out, you \_\_\_\_\_ walk downtown and explore the waterfront.

3. Hiking the trail to the peak be dangerous if you are not well prepared for dramatic weather changes. You \_\_\_\_\_ research the route a little more before you attempt the ascent.

4. When you have a small child in the house, you \_\_\_\_\_ eave small objects lying around. Such objects \_\_\_\_\_ be swallowed, causing serious injury or even death.

5. Dave: \_\_\_\_\_ you hold your breath for more than a minute?

Nathan: No, I can't.

6. Jenny's engagement ring is enormous! It \_\_\_\_\_ have cost a fortune.

7. Please make sure to water my plants while I am gone. If they don't get enough water, they \_\_\_\_\_ die.

8. I \_\_\_\_\_ speak Arabic fluently when I was a child and we lived in Egypt. But after we moved back to Canada, I had very little exposure to the language and forgot almost everything I knew as a child. Now, I \_\_\_\_\_ just say a few things in the language.

The book is optional. My professor said we \_\_\_\_\_ read it if we needed extra credit. But we \_\_\_\_\_ read it if we don't want to.

9. Leo: Where is the spatula? It \_\_\_\_\_ be in this drawer but it's not here.

Nancy: I just did a load of dishes last night and they're still in the dish washer. It \_\_\_\_\_ be in there. That's the only other place it \_\_\_\_\_ be.

10. You \_\_\_\_\_ take your umbrella along with you today. The weatherman on the news said there's a storm north of here and it \_\_\_\_\_ rain later on this afternoon.

11. \_\_\_\_\_ we pull over at the next rest stop? I really \_\_\_\_\_ use the bathroom and I don't know if \_\_\_\_\_ hold it until we get to Chicago.

---

<sup>1</sup> Based on the materials from [www.busyteacher.org](http://www.busyteacher.org).



12. Oh no! Frank's wallet is lying on the coffee table. He \_\_\_\_\_ have left it here last night.

13. Ned: \_\_\_\_\_ I borrow your lighter for a minute?

Stephen: Sure, no problem. Actually, you \_\_\_\_\_ keep it if you want to. I've given up smoking.

14. I \_\_\_\_\_ believe she said that to Megan! She \_\_\_\_\_ insult her cooking in front of everyone at the party last night. She \_\_\_\_\_ have just said she was full or had some salad if she didn't like the meal.

15. Do you \_\_\_\_\_ chew with your mouth open like that? Geez, it's making me sick watching you eat that piece of pizza.

16. Mrs. Scarlett's body was found in the lounge just moments ago, and it's still warm! Nobody has left the house this evening, so the killer \_\_\_\_\_ be someone in this room. It \_\_\_\_\_ be any one of us !!!

17. Ted: I don't know why Denise starting crying when I mentioned the wedding.

Pamela: It \_\_\_\_\_ have been what you said about her brother. Or, perhaps she is just nervous. After all, the big day is tomorrow.

18. \_\_\_\_\_ you always say the first thing that pops into your head? \_\_\_\_\_ you think once in a while before you speak?

19. I was reading the book last night before I went to bed. I never took it out of this room. It \_\_\_\_\_ be lying around here somewhere. Where \_\_\_\_\_ it be? be swallowed, causing serious injury or even death.

20. While hiking in Alaska, you \_\_\_\_\_ keep an eye out for bears. If you see one, you \_\_\_\_\_ approach it. They are beautiful animals; however, they are wild and unpredictable in nature. You \_\_\_\_\_ be afraid of them, but educating yourself about the dangers can help keep you safe.

21. Ed: My car broke down in Death Valley last week. I \_\_\_\_\_ have it towed more than a hundred miles to the nearest mechanic. Lilly: That \_\_\_\_\_ have cost a fortune!

22. I \_\_\_\_\_ go to work tomorrow because it is Memorial Day. The best thing about a day off from work is that I \_\_\_\_\_ get up at 6:00; I can sleep in till noon if I want to.

23. You \_\_\_\_\_ forget to pay the rent tomorrow. The landlord is very strict about paying on time.

24. Yesterday, I \_\_\_\_\_ cram all day for my French final. I didn't get to sleep until after midnight.

*Modal verbs with perfect infinitive*  
*Модальные глаголы с перфектным инфинитивом*

Модальные глаголы могут принимать разные формы инфинитива. Простой инфинитив используется чаще всего. Употребление перфектного инфинитива после модального глагола может указывать на отнесенность действия к прошедшему времени либо привносить оттенок сожаления, упрека или неодобрения.

Модальный глагол	Значение	Пример	Перевод
Can, could	Недоверие, удивление, сомнение	He couldn't have told you that!	Он не мог сказать тебе такого!
May, might	Предположение, относящееся к прошлому	He might have been there.	Он, вероятно, здесь уже бывал.
might	Упрек	You might have opened the door for me.	Ты мог бы и открыть мне дверь.
must	Вероятность или предположение, относящееся к прошлому.	He must have been at home when you tried to find him in the office	Должно быть, когда вы пытались застать его в офисе, он был дома.
should	Обязанность, которая не была выполнена.	You should have helped your friend.	Тебе следовало бы помочь своему другу!
Need (как правило, в отрицательной форме)	Отсутствие необходимости, сожаление, что было сделано то, чего делать не нужно было.	I needn't have bought the bread — Mom has bought it already	Мне не нужно было покупать хлеб — мама уже купила.
Be to	Договоренность или часть плана, которая не была выполнена	You were to have done the task by today	Вы должны были выполнить задание к сегодняшнему дню.

**Ex. 182.** Use should, must, could or might.

1. I didn't find them at home, they \_\_\_\_\_ have gone for a walk.
2. You \_\_\_\_\_ have consulted the doctor!
3. I'm suffering from indigestion. I \_\_\_\_\_ (not) have eaten so much.

4. It \_\_\_\_\_ have been very hard for him to see her getting married to his best friend.

5. You \_\_\_\_\_ at least have met at the station — I had to carry heavy luggage myself.

6. He \_\_\_\_\_ have said that, it's unbelievable!

**Ex. 183.** Use didn't need to or needn't have done.

**NOTE:** *didn't need to* означает отсутствие необходимости, о которой говорящий знал: I didn't need to go to work yesterday — it was my day-off.

*Needn't have done* означает, что действие было выполнено, но этого делать было не нужно: She needn't have gone to school — all the classed had been cancelled, but nobody told her about it.

1. You \_\_\_\_\_ (do) it at once — you had plenty of time till tomorrow.

2. Why didn't you tell me that you'd already ordered sushi? I \_\_\_\_\_ (cook) pizza.

3. She \_\_\_\_\_ (sweeten).

4. He \_\_\_\_\_ (take) his umbrella. It didn't rain.

5. We \_\_\_\_\_ (take) any snacks. We knew that there was a dining car on the train.

6. She \_\_\_\_\_ (buy) suntan oil — it was raining hard the whole holiday.

7. You \_\_\_\_\_ (take) an umbrella — the weather forecast said it would be warm and sunny.

8. I \_\_\_\_\_ (carry) cash with me — there are ATMs everywhere.

9. They \_\_\_\_\_ (bring) any food with them: they didn't know it was an all-inclusive hotel.

10. The tourist agent didn't tell us the hotel would provide towels. We \_\_\_\_\_ (take) them with us.

**Ex. 184.** Use the correct modal verb to complete the sentences.

1. They \_\_\_\_\_ have gone their — the weather was bad and the event was canceled.

2. You \_\_\_\_\_ have told her the truth — she could change something in her life then!

3. He's been promoted — he \_\_\_\_\_ have worked hard for this!

4. She \_\_\_\_\_ at least have noticed me that she was going to leave, I would have looked for the substitution.

5. You \_\_\_\_\_ have read the instruction before you completely broke the gadget.
6. You \_\_\_\_\_ to have come there in time, but you were late as usual!
7. He \_\_\_\_\_ have done this, it's not like him to let people down!
8. You \_\_\_\_\_ have washed the dishes after the party!
9. That's too much! You \_\_\_\_\_ have stopped your silly jokes!
10. He managed to pay out mortgage within 5 years. He \_\_\_\_\_ have saved every penny to it do quickly.

### The passive voice Страдательный залог

Страдательный залог образуется с помощью вспомогательного глагола *to be*, который ставится в нужную временную форму, и смыслового глагола в третьей форме: *The Kremlin is situated in the centre of Moscow.*

*to be + V3*

В повседневной речи можно использовать глагол *to get* вместо *to be*, если речь идёт о вещах, которые происходят случайно или неожиданно: *Four people got hurt in the car crash. (=Four people were hurt in the car crash.)*

Формы страдательного залога не употребляются в следующих временах: *future continuous*, *future continuous in the past* и во всех временах *perfect continuous*.

Сводная таблица форм страдательного залога представлена ниже.

	<b>Past</b>	<b>Present</b>	<b>Future</b>	<b>Future in the past</b>
Simple	was / were + V3	am / is / are + V3	will + be +V3	would be + V3
Continuous	was / were + being + V3	am / is / are + being + V3	–	–
Perfect	had+ been + V3	have / has+ been+V3	will have been +V3	would have been + V3
Perfect Continuous	–	–	–	–

	<b>Past</b>	<b>Present</b>	<b>Future</b>	<b>Future in the past</b>
Simple	A new firm <b>was organized</b> last year	A new firm <b>is organized</b> every year.	A new firm <b>will be organized</b> next year	The manager said a new firm <b>would be organized</b> the following year
Continuous	A new firm <b>was being organized</b> at that time.	A new firm <b>is being organized</b> now.	—	—
Perfect	A new firm <b>had already been organized</b> by that time.	A new firm <b>has already been organized.</b>	A new firm <b>will have been organized</b> by that time.	The manager said a new firm <b>would have been organized</b> by that time
Perfect Continuous	—	—	—	—

### Страдательный залог используется, когда:

1. Деятель действия (агент) неизвестен, неважен или очевиден из контекста: *My flat was broken into last week. (We do not know who broke into the flat.)* *Pineapples are grown in Brazil. (It is not important to know who grows them).* *My car was serviced yesterday. (It is obvious that a mechanic serviced it.)*

2. Само действие более важно, чем человек, который его осуществляет, как в новостях, газетных статьях, официальных объявлениях, инструкциях, рекламе: *The new hospital will be opened by the City administration on June 17<sup>th</sup> (formal notice).*

3. Когда мы говорим о неприятном событии, чтобы сделать утверждение более вежливым и формальным: *A lot of mistakes have been made. (Instead of «You have made a lot of mistakes.»)*

4. Чтобы выделить деятеля (агента) действия: *The Pyramids were built by the ancient Egyptians.*

### Перевод из активного залога в страдательный:

1. Когда мы переводим предложение из активного залога в страдательный:

а) **дополнение** предложения в активном залоге становится **подлежащим** в страдательном залоге;

б) **подлежащее** предложения в активном залоге является деятелем действия (агентом) и в страдательном залоге либо опускается, либо становится **дополнением** с предлогом *by*;

с) глагол-сказуемое меняет форму с активной на страдательную, сохраняя при этом время.

	subject	verb	object
Active voice	Tom	invited	me
Passive voice	I	was invited	by Tom

1. Только **переходные** глаголы используются в страдательном залоге (глаголы, за которыми следует прямое дополнение: без предлога в винительном падеже): *My Dad repaired the car. (active transitive verb). The car was repaired by my Dad. (passive transitive verb).* **But:** *They travelled to Madrid last summer. (intransitive verb).*

Некоторые переходные глаголы не используются в страдательном залоге: *have, fit, suit, resemble, etc: I have a shower every morning.*

Непереходные глаголы не используются в страдательном залоге: *happen, sleep, come, go, seem, etc.*

2. Предлог *by* используется, чтобы сказать, что или кто совершил действие (деятель действия, агент), предлог *with* используется перед инструментом, материалом, который деятель использует: *The parcel was tied up with a string. The desert was made with fresh cream. But: She was woken up by a loud noise. The picture was painted by Picasso.*

3. В страдательном залоге деятель действия часто не упоминается, особенно, если он выражен такими словами, как: *people, one, somebody, someone, they, he, etc.:* *Somebody has rearranged the furniture. (active). The furniture has been rearranged. (passive).*

4. Если глагол в активном залоге имеет два дополнения (прямое и косвенное): *bring, tell, send, show, teach, promise, buy, write, award, offer, lend, allow, pass, feed, etc.,* то можно образовать две конструкции в страдательном залоге: *Dave gave Margaret some flowers. (active). Margaret was given some flowers by Dave. (more common). Some flowers were given to Margaret by Dave. (less common).*

Чаще используется та конструкция, где подлежащее выражено одушевлённым существительным.

5. Глаголы с предложным дополнением сохраняют предлог в страдательном залоге: *They talked a lot about his new play. — His new play was talked a lot about.*

*They sent for the doctor immediately. — The doctor was sent for immediately.* (предлог обычно ставится сразу после глагола)

6. В страдательных вопросах, начинающихся с *who/what/which* предлог *by* ставится в конце: *Who was Australia discovered by? What was the fire caused by?*

7. После глаголов *hear, help, see, make* в активном залоге используется инфинитив без частицы «to», в то время как в страдательном залоге необходим инфинитив с «to»: *They saw him leave the building. — He was seen to leave the building.*

После глаголов *see, hear, watch* может следовать Причастие I и в активном, и в страдательном залоге: *They saw him running down the stairs. — He was seen running down the stairs.*

8. После модальных и некоторых других глаголов может употребляться страдательный инфинитив в простой (*to be done*) или перфектной (*to have been done*) формах: *The work **must be done** in time. I want **to be left** alone. I would like **to be given** this chance. The car **may have been repaired**.*

**Ex. 185.** Change from the active into the passive **where possible**.

*E.g.: They hurt two people in the car accident. — Two people were hurt in the car accident.*

1. Her mother drives her to school every day.
2. Patrick walks the dog at 7 a.m. every day.
3. Sandra walks on the beach regularly.
4. I wake up late in Saturday mornings.
5. People spend a lot of money on food.
6. Lucy asked the waiter to bring some bread.
7. I asked how much it was to get to Piccadilly Circus.
8. The management gives us a pay rise every two years.
9. I'll inform you when they come, I promise.
10. Someone will do it all the same, I'm sure.
11. Tomas moved the chairs out of the way.
12. They shook hands warmly.
13. They came here by chance.
14. Michael and Sue are moving house next week.
15. Grandfather is going to tell the children the story of his youth.
16. They are playing a beautiful sonata by Beethoven.
17. Liz was showing me some holiday pictures, when the lights went out.
18. Sue was washing the car when it started to rain.
19. I couldn't use the underpass (subway), they were repairing it.
20. Kurt hasn't cut the grass yet and his wife hasn't done the hoovering.
21. Somebody has just called out my name.

22. We have already completed all the projects.
23. He had already sent the e-mail before he told me about his problem.
24. They told me they had seen you at the party.
25. We had taken out our luggage before the taxi arrived.
26. I hope they will have received our invitation by Sunday.
27. Don't stay out late. I'll have cooked dinner by 7 o'clock.
28. We are sorry, it happened unexpectedly.
29. We didn't expect they would arrange everything.
30. We were not sure they would have phoned him by the time we came.
31. What did people advise you?
32. Who accused you of stealing money?
33. When did they invent television?
34. Why did they cancel all flights?
35. Who is using the computer at the moment?
36. Who has postponed the concert?
37. They have built a new hospital near the airport.
38. Has anybody shown you what to do?
39. How much will they pay you?
40. Whom do they want on the phone?

**Ex. 186.** Change from the active into the passive in two ways: The boss gave Patrick a sack. — **Patrick was given** a sack. — **A sack was given** to Patrick.

1. Someone has given her some presents.
2. I think they will offer Tom the job.
3. They will grant me a leave in August if there is no urgent work.
4. The scientist demonstrated some extraordinary experiments to the world public.
5. The auto saloon manager has recommended a new model of Mercedes to a VIP client.
6. The teacher will show us these results tomorrow.
7. The company is offering me two positions and I can't decide which to take.
8. Nobody is asking them any questions about it.
9. They will have promised their daughter everything by the time she is ready to make a decision.
10. They promised they wouldn't tell him the news.
11. The girl said she had forgiven her friends their cruelty.



12. We knew the doctor had prescribed a new medicine to the sick man.
13. Ellen was not sure they would have paid her the money by that time.
14. The real estate agent is showing us a modern house in a new housing district tonight.
15. They awarded Robert the first prize.

**Ex. 187.** Change from the active into the passive. Mind the place of a preposition in a passive sentence: We often **speak about** her. — She **is often spoken about**.

1. The committee will speak to you tomorrow.
2. We thought about our loss all the time.
3. The surgeon will operate on my Mum tomorrow.
4. Nobody has slept in the bed for a long time.
5. We finally arrived at the decision.
6. The coach sent for the young sportsman's parents.
7. You may start. Everybody is listening you with great attention.
8. The senior students laughed at the freshman.
9. The groupmates were talking to the new student in a friendly manner.
10. This nurse is looking after the patients with great care.
11. Nobody has lived in that old house for years.
12. The director sent for the manager and told him to prepare a report on that matter.
13. Everyone looked at her with interest when she appeared at the party.
14. Nobody took any notice of them when they came.
15. We lost sight of the ship very soon.
16. I can't put up with her rudeness.
17. I've been looking for you everywhere.
18. I don't like when people interfere with me.
19. This can account for his poor health.
20. You can rely on me.

**Ex. 188.** Translate into English using the passive.

1. Я сразу же заметил, что номер был недавно отремонтирован.
2. Не могу сказать, что комнату убрали тщательно.
3. В подвале никогда никто не жил.
4. Ничего нельзя изменить, так как решение уже принято.
5. Когда было принято это решение?

6. Эта ситуация обсуждалась, когда вы были в командировке.
7. Что можно сделать, чтобы ускорить процесс?
8. Эта мебель должна быть распродана как можно скорее.
9. Я хочу, чтобы мне хорошо платили.
10. Их всегда приглашают на дни рождения в этой семье.
11. В прошлом году её посылали в командировку в Лондон.
12. Этому беспорядку должен быть положен конец.
13. К тому времени, когда мы вернулись в отель, ресторан уже был закрыт.
14. В течение нескольких месяцев заводом управлял главный инженер, прежде чем был назначен новый директор.
15. Почему на эту книгу нигде не ссылаются?
16. Зал только что проветрили.
17. По интернету сообщили, что погода меняется к лучшему.
18. Что сейчас делается, чтобы помочь этим детям?
19. Кем был подготовлен этот план?
20. Чем были постираны эти брюки?
21. Этот мусор должен быть убран немедленно.
22. Я бы хотел быть принят в их команду.
23. На меня всегда можно положиться.
24. Я не люблю, когда надо мной смеются.
25. Думаю, ему можно сказать правду.
26. Документы можно забрать завтра.

**Ex. 189.** Put the verbs in brackets into the correct active or passive forms.

1. The flight (not to announce) yet.
2. The sofa (to cover) with a woolen blanket.
3. You may (to leave) your luggage in the lobby, it (to bring) up in the lift by the porter.
4. The key can (to leave) with the clerk downstairs.
5. From the airport the delegation is supposed (to take) straight to the hotel.
6. Tomorrow morning he (to take) them to the conference.
7. At the station tomorrow they (to meet) by a representative of their tour operator.
8. She always (to meet) them in the hall upstairs.
9. Little babies must (to look after) carefully.
10. Monkeys can (to climb) even the tallest trees.
11. The information you need can (to find) in the Internet.


12. You need (to find) these people as soon as possible.
13. This mistake can (to understand) easily.
14. Two out of four employees must (to make) redundant.
15. The management will have (to make) two employees redundant.

**Ex. 190.** Make up dialogues according to the model<sup>2</sup>.




- A. This is a sad poem.  
 B. I think so, too.  
 A. Who wrote it?  
 B. I'm not sure. I think it was written by Shakespeare.

- A. This is \_\_\_\_\_.  
 B. I think so, too.  
 A. Who \_\_\_\_\_?  
 B. I'm not sure. I think it was \_\_\_\_\_ by \_\_\_\_\_.



This is an exciting movie. (to direct)




This is a talented elephant. (to train)

<sup>2</sup> This material is based on Molinsky S.J., Bliss B. Side by Side. English through Guided Conversations. Prentice Hall Regents, Englewood Cliffs, New Jersey, 1983.




This is a strange computer. (to program)

This is a beautiful sonata. (to compose)




This is a useful machine. (to invent)

**Ex. 191.** Make up dialogues according to the model.



A. Do you want me to feed Rover?

B. No. Don't worry about it. It's already **been fed**.



A. Do you want me to ring the church bells?

B. No. Don't worry about it. They've already **been rung**.

Use the ideas:

- to make tea;

- to send the packages; to cook dinner;

- to do the washing up; to clear up the mess; to tidy up the flat;

- to do the food shopping.

### Compare the translation:

**He said he *lived* in London.** — Он сказал, что *живет* в Лондоне.

**He said he *had lived* in London two years before.** — Он сказал, что *жил* в Лондоне два года тому назад.

## The sequence of tenses

### Согласование времен

Согласованием времен — это **зависимость** времени глагола-сказуемого придаточного предложения от времени глагола-сказуемого в главном предложении.

1. Если в главном предложении глагол стоит в настоящем или будущем времени, то в дополнительном придаточном используется любое требуемое по смыслу время.

2. Если в главном предложении глагол стоит в прошедшем времени, то в дополнительном придаточном используется одно из прошедших времен:

А. Если действие в придаточном происходило **одновременно** с действием в главном, то в придаточном употребляется PAST SIMPLE или PAST CONTINUOUS: *I was sure that you **lived** there.* (Я был уверен, что вы *живете* там.) *He said that he **was writing** a letter.* (Он сказал, что *пишет* письмо.)

В. Если действие в придаточном происходило **перед** действием в главном, то в придаточном употребляется PAST PERFECT или PAST PERFECT CONTINUOUS: *I was sure that you **had lived** there.* (Я был уверен, что вы *жили* там.) *He said that he **had been writing** the letter for 20 minutes.* (Он сказал, что *пишет* письмо 20 минут.)

С. Если действие в придаточном происходило **после** действия в главном, то в придаточном употребляется одно из четырёх времен Future in the Past: *I was sure that you **would live** there.* (Я был уверен, что вы *будете* там *жить*) *He said he **would have packed** by 6 o'clock.* (Он сказал, что *упакует* вещи к 6 часам)

**Местоимения и наречия, которые меняются при согласовании времен:**

- this — that; these — those;
- now — at that moment, then; here — there;
- today — that day; yesterday — the day before;
- tomorrow — the following day; next — the next, the following; ago, last — before.

**Сдвиг времен в придаточном дополнительном,  
если главное предложение в прошедшем времени.**

<b>Без согласования времен</b>	<b>При согласовании времен</b>
Present Simple	Past Simple
Present Continuous	Past Continuous
Present Perfect	Past Perfect
Present Perfect Continuous	Past Perfect Continuous
Past Simple	Past Perfect
Past Continuous	Past Perfect Continuous
Past Perfect	Past Perfect
Past Perfect Continuous	Past Perfect Continuous
Future Simple	Future in the Past Simple
Future Continuous	Future in the Past Continuous
Future Perfect	Future in the Past Perfect
Future Perfect Continuous	Future in the Past Perfect Continuous

**Ex. 192.** Use the verb in the principle clause in the Past Simple Tense and make all the necessary changes.

1. She says she works five days a week.
2. He knows I'm unemployed.
3. We believe that it is true.
4. I'm afraid I don't understand the problem.
5. He says such an image can't appeal to the target market.
6. We know that they are going to start a new advertising campaign next week.
7. They say the profit is still falling.
8. He thinks the company restructure will help develop a new management style.
9. I'm sure they enjoyed their job and got satisfaction from it.
10. He claims he got in touch with this company last week.
11. He says he returned an hour ago.

12. He says he has spent a fortnight in the Caucasus.
13. I'm sorry I have failed the driving test.
14. I suppose he has been working for the same company all his life.
15. We hope we will launch our new product next month.
16. I think I'll be looking through graduation theses after dinner tonight.
17. I'm afraid they'll be quarrelling again.
18. The repairmen say they will have finished repairing the house by the end of the season.
19. He says he will leave as soon as he gets the money.
20. He assures he won't be back until 8 o'clock.
21. John says he is having his bike repaired.
22. Tim says he hasn't done his homework yet.
23. The worker is sure he was leaving his office at 8 o'clock yesterday.
24. She says she paid nine hundred euros for this tour last week.
25. They assure us they reserved a standard room at our hotel two months ago.

**Ex. 193.** Use the verb in the principle clause in the Past Simple Tense and make all the necessary changes.

1. Lucy says she is going to meet her friends, who are arriving from Scotland.
2. She says she hasn't seen them for a long time.
3. She says they were together at university.
4. She says she will take them on a bus tour of Moscow.
5. She is not sure she will be able to show all the sights herself.
6. Lucy says they still write to each other and phone regularly.
7. She thinks they have been doing it for years.
8. She asks me what performance is on at the Bolshoi Theatre today.
9. She knows her friends have always been theatre-goers.
10. She is sure they would be glad to go to the theatre.

### **Reported (indirect) speech**

#### **Перевод прямой речи в косвенную**

1. Запятая и кавычки опускаются.
2. Все личные и притяжательные местоимения изменяются в зависимости от лица, от которого ведется речь.
3. Если после глагола «say» есть дополнение, то «*say to smb*» заменяется на «*tell smb*»: *He said to me that ... — He told me that.*

4. Утверждения в косвенной речи становятся дополнительными придаточными предложениями, которые присоединяются к главному с помощью союза «*that*», который не обязателен.

5. Общие вопросы присоединяются союзами «*if*», «*whether*».

6. Специальные вопросы вводятся вопросительными местоимениями: *what*, *who*, *where*, *when*, *why* и т.д.

7. Во всех вопросах в косв. речи прямой порядок слов.

8. Приказания и просьбы вводятся с помощью инфинитива с частицей «*to*», а отрицания — «*not to*».

### Примеры перевода прямой речи в косвенную

Тип предложения	Прямая речь	Косвенная речь
Утверждение	He said, «I live in London»	He said ( <b>that</b> ) he lived in London.
Общий вопрос	Peter asked, «Do you live in London?»	Peter asked <b>if</b> I lived in London
Специальный вопрос	Peter asked, «Where do you live?»	Peter asked <b>where</b> I lived
Приказ, просьба	The teacher asked the students, «Please, translate this text».	The teacher asked the students <b>to</b> translate that text.
Восклицания	«Look», says John, «how beautiful the mountains are!»	John admired the beauty of the mountains.

#### Ex. 194. Change the statements into reported speech

1. My driving instructor said to me, «You have completed your course».
2. Jacob said to me, «I didn't take your laptop».
3. Andy said to us, «Ted didn't sit next to me in the plane».
4. I told the policeman, «I saw the thief in the garden».
5. He said, «I have eaten nothing for two days».
6. Jim's father said to him, «You cheat and don't learn your homework».
7. Mary said, «I won't wear this blouse at the party».
8. My mother said to me, «I feel very tired. I have been tidying the flat the whole day».
9. I said to my sister, «I'll have done the cooking by 7 o'clock».
10. My driving instructor said to me, «If you pass your driving test successfully, you'll get your driving license immediately».



**Ex. 195.** Make up reported questions. Begin with: «He asked ...», «She wondered...», «They wanted to know...», «She enquired» and «They tried to find out...».

1. Where has he gone?
2. When are you going to leave?
3. What are you doing?
4. What does this word mean?
5. How can I get to the nearest metro station?
6. Why did they leave so early?
7. How old is your brother?
8. Why didn't you come yesterday?
9. Where can I get the recipe?
10. What is the time?

**Ex. 196.** Change the yes-no and choice questions into reported speech.

1. The hotel manager asked the visitors, «Did you sleep well?».
2. He asked his wife «Is the baby asleep or awake?».
3. The teacher asked Jake «Did you come to school by bus or on foot?».
4. A man stopped me in the street and asked, “Do you have a watch?».
5. Anthony's father asked him, «Do you want to be an actor or a singer?».
6. She asked her son, «Are you going anywhere tonight?».
7. We asked Susan, «Will you go to Hawaii for your honey moon?».
8. I asked the elderly lady, «Are you feeling bad?».
9. My friend asked me, «Have you had breakfast yet?».
10. I wanted to know, «Are there any questions?».

**Ex. 197.** Change commands, orders, requests and suggestions into reported speech.

1. He invited, «Come and see us one day».
2. She ordered, «Don't touch my things».
3. She asked me, «Could you tell me the time, please?»
4. «Mind your grammar mistakes», the teacher told me.
5. The adults warned the teenagers, «Be careful when crossing the river».
6. The lecturer warned, «Don't be late or else I'll lock the door of the study room».

7. The instructor said, «Keep left and don't speed up».
8. The homeless girl made a quiet request, «Could you give me the price of a cup of tea?»
9. «Don't go near the fire», Dad said to the boys.
10. «Go away!» said the old man.

### Глаголы, вводящие косвенную речь Introductory verbs<sup>3</sup>

Чтобы перевести прямую речь в косвенную, в английском языке используются не только придаточные предложения. В зависимости от глагола, применяются разные модели с инфинитивом или герундием. Данные модели представлены в таблице, приведённой ниже.

	Introductory verb	Direct speech	Reported speech
<b>+ to-infinitive</b>			
1	agree	«Yes, I'll lend you the money.»	She <i>agreed to lend</i> me the money.
2	*claim	«I know the traffic rules well.»	He <i>claimed to know</i> the traffic rules well.
	Introductory verb	Direct speech	Reported speech
3	demand	«Give me all the records.»	The policeman <i>demanded to be given</i> all the records.
4	offer	«Would you like me to give you a lift?»	He <i>offered to give</i> me a lift.
5	*promise	«I will return the money to you very soon.»!	She <i>promised to return</i> the money to me very soon.
6	refuse	«No, I won't help you.»	He <i>refused to help</i> me.
7	*threaten	«I'll shoot if you shout.»	The criminal <i>threatened to shoot</i> if they shouted.
<b>+sb + to-infinitive</b>			
1	advise	«You should exercise more.»	The doctor <i>advised me to exercise</i> more.
2	allow	«You can go out with your friends.»	Dad <i>allowed me to go out</i> with my friends.
3	ask	«Could you do me a favour?»	She <i>asked me to do</i> her a favour.
4	beg	«Please, don't shoot.»	He <i>begged them not to shoot</i> .

<sup>3</sup> This material is based on the textbook by Jenny Dooley, Virginia Evans «Grammar — way 4».

5	command	«Put your hands up.»	He <i>commanded them to put</i> their hands up.
6	forbid	«Don't leave the house.»	Dad <i>forbade me to leave</i> the house.
7	invite	«Will you come to my birthday party?»	She <i>invited me to (come to)</i> her birthday party.
8	order	«Stay in your room!»	He <i>ordered me to stay</i> in my room.
9	*remind	«Don't forget to call your grandma on her birthday.»	My parents <i>reminded me to call</i> my grandma on her birthday.
10	warn	«Don't cheat at the exam.»	The teacher <i>warned us not to cheat</i> at the exam.

**+ Gerund**

1	accuse sb of	«You stole the money.»	They <i>accused him of stealing/having stolen</i> the money.
2	*admit (to)	«Yes, I gave away your secret.»	She <i>admitted (to) giving/having given away</i> my secret.
3	apologise for	«I'm sorry I'm late.»	She <i>apologised for being</i> late.
4	*boast about / of	«I only get excellent marks.»	She <i>boasted about/of getting</i> only excellent marks.
5	*complain to sb of	«I have noisy roommates.»	She <i>complained of having</i> noisy roommates.
6	*deny	«No, I didn't break your laptop.»	She <i>denied breaking/having broken</i> my laptop.
7	*insist on	«You must go to the dentist.»	She <i>insisted on me/my going</i> to the dentist.
8	*suggest	«Let's eat out tonight.»	She <i>suggested eating</i> out.

**Introductory verb**

**Direct speech**

**Reported speech**

**+ "that"-clause**

1	explain	«I don't like him because he's rude.»	She <i>explained that she didn't like</i> him because he was rude.
2	inform sb	«The results will come out tomorrow.»	He <i>informed us that the results would come out</i> the next day.
3	exclaim/remark	«What a glorious day!»	He <i>exclaimed/remarked that it was</i> a glorious day.
	explain to sb + <b>how</b>	«That's how it works.»	He <i>explained to us how</i> it worked.

\*Note: The verbs marked with an asterisk can also be followed by a **that-clause** in reported speech.

He *claimed that he knew* the traffic rules well.

She *promised that she would return* the money to me very soon. The criminal *threatened that he would shoot* if they shouted.

My parents *reminded me that I had* a job interview that day. She *admitted that she had given away* my secret.  
She *boasted that she got* only excellent marks. She *complained that she had* noisy roommates. She *denied that she had broken* my laptop.  
She *insisted that I (should) go* to the dentist.  
She *suggested that we (should) eat* out.

**Ex. 198.** Transform the sentences using different introductory verbs.

1. She complained, «I haven't spent enough time shopping».
2. Kate boasted, «I've been to Britain many times».
3. Mum reminded Sam, «Don't forget to call me as soon as you arrive».
4. My sister begged, «Please, let me ride your bicycle».
5. Nora suggested, «Shall we go skateboarding?».
6. Ted apologized, «I'm sorry I forgot to send you these data».
7. «You mustn't go to the forest alone», father forbade.
8. «You must stay at our place for a couple of days», Sue, Mrs. Robertson insisted.
9. Steve admitted, «Yes, I've read your e-mail».
10. «This man stole my wallet!» Mr. Grey accused Jim.
11. Barbara reminded, «Don't forget to check the light and the stove before you leave».
12. The tutor advised, «You should listen to native speakers and imitate their pronunciation».
13. Mother warned, «Don't touch the oven. It's hot».
14. The suspect denied, «No, I didn't commit the crime!».
15. The tutor promised, «I'll teach you to speak English fluently».
16. «Come to our wedding on the 5<sup>th</sup> of August», Sarah and Carl invited me joyfully.
17. «Let's have a party», Simon suggested.
18. «Throw down your weapons!» the policeman commanded the robbers.
19. «You must wash your hands before dinner», the mother ordered the children.
20. «Yes, I will have a date with you», she agreed.

**Ex. 199.** Translate into English using different introductory verbs. Sometimes two variants are possible.

1. Не знал, что ты болеешь.
2. Я не знал, что ты болел всю прошлую неделю.
3. Она думала, что дети играют во дворе, а они убежали в парк.

4. Он пригласил нас погостить у него.
5. Мы отказались покупать путёвку у этого оператора.
6. Врач посоветовал мне заниматься больше спортом.
7. Он предложил поехать в Таиланд.
8. Хорошо, что ты напомнил мне взять загранпаспорта.
9. Отец предупредил детей не трогать утюг.
10. Она хвасталась, что была на греческих островах много раз.
11. Мой друг настоял на том, чтобы отвезти меня домой.
12. Мои коллеги предложили вместе покататься на велосипедах.
13. Генерал приказал начать наступление (атаку).
14. Помощник напомнил мистеру Риду, что у него сегодня встреча в три часа.
15. Я признал, что совершил ошибку.
16. Мы предложили отложить подписание документов до завтра.
17. Все согласились, что будет лучше не откладывать переговоры.
18. Террористы угрожали взорвать самолёт.
19. Они потребовали посадить самолёт в ближайшем аэропорту.
20. Он признал, что был не прав.
21. Миссис Грей отметила, что найти хорошую работу — это дело времени.
22. Она воскликнула, что восхищена красотой горного пейзажа.
23. Начальник отдела кадров обещала позвонить через неделю, но не звонила.
24. Кандидат извинился, что опоздал на собеседование.
25. Студентов проинформировали, что результаты будут опубликованы завтра.

**Ex. 200.** Make up dialogues according to the model<sup>4</sup>.



<sup>4</sup> This material is based on Molinsky S.J., Bliss B. Side by Side. English through Guided Conversations. Prentice Hall Regents, Englewood Cliffs, New Jersey, 1983.

A. What's everybody talking about?

B. Haven't you heard? Jack is going to be a father!

A. You're kidding! I didn't know (that) Jack was going to be a father.

B. You didn't?! I thought EVERYBODY knew (that) Jack was going to be a father!

A. What's everybody talking / upset / angry / furious / excited / happy about?

B. Haven't you heard? \_\_\_\_\_

A. You're kidding! I didn't know (that) \_\_\_\_\_

B. You didn't?! I thought EVERYBODY knew (that) \_\_\_\_\_

**Ex. 201.** Make up dialogues according to the model.





- A. You won't believe what a three-year-old girl asked me today!  
 B. What did she ask you?  
 A. She asked me **why** there was a Santa Claus in every department store in town.  
 B. I can't believe she asked you that!  
 A. I can't either.  
 A. You won't believe what \_\_\_\_\_ asked me today!  
 B. What did ask you?  
 A. \_\_\_\_\_ asked me \_\_\_\_\_.  
 B. I can't believe \_\_\_\_\_ asked you that!  
 A. I can't either.



1. *my math teacher*



2. *my boyfriend*



*my students*



4. *the woman at my job interview*





5. my philosophy professor



6. my nine-year-old nephew

Ex. 202. Make up dialogues according to the model.



- A. I'm a little annoyed at the mailman.
- B. How come?
- A. He told me to keep my dog in the house.
- B. Why did he tell you that?
- A. He said (that) he was afraid to deliver my mail.



- A. I'm a little annoyed at my English students.
- B. How come?
- A. They told me not to give them any homework this weekend.
- B. Why did they tell you that?
- A. They said (that) they were tired of English grammar.
- A. I'm a little annoyed at \_\_\_\_\_.



B. How come?

A. \_\_\_\_\_ told me \_\_\_\_\_.

B. Why did \_\_\_\_\_ tell you that?

A. \_\_\_\_\_ said (that) \_\_\_\_\_.



1. *my doctor*



3. *the school-bus driver*



5. *my neighbors across the hall*



7. *my nurse*



2. *my girlfriend*



4. *my dentist*



6. *my teacher*



8. *my boss*

## Conditional sentences Условные предложения

**I тип — реальное условие: If we send** the goods by sea, the transport costs **will be** lower.

(If Present Simple) [Future Simple].

**Переводится:**

(будущим) [будущим].

**II тип — нереальное условие, относящееся к настоящему или будущему: If we sent** the goods by sea, the transport costs **would be** lower.

(If Past Simple) [should + Infinitive (без to)] would could might.

**Переводится:**

(прошедшим с «бы») [прошедшим с «бы»].

**III тип — нереальное условие, относящееся к прошлому: If we had sent** the goods by sea, the transport costs **would have been** lower.

(If Past Perfect) [should + Perfect Infinitive (без to)] would could might.

**Переводится:**

(прошедшим с «бы») [прошедшим с «бы»].

**Ex. 203.** Translate into English.

1. Если я буду знать правила, я не буду делать так много ошибок.
2. Если бы я сегодня писал этот тест снова, я бы не сделал так много ошибок.
3. Если бы я помнил эти правила неделю назад, я бы не сделал тогда эти ошибки.
4. Если ли бы у меня было достаточно денег купить дом или бизнес, я бы выбрал бизнес.
5. Если бы меня попросили назвать самые важные изобретения двадцатого века, я бы, во-первых, упомянул новые источники энергии, интернет и космические путешествия.
6. Если бы я был на твоём месте, я бы лучше купил машину, чем поехал в отпуск.
7. Если бы я был на месте своих родителей, я бы не вёл себя так странно.

**Ex. 204.** Open the brackets using verbs in the correct tense forms.

1. If it (to rain), we'll have to stay at home.
2. If he (to work) harder, he would have achieved great progress.

3. If it is not too cold, I (not to put) on my coat.
4. I (to write) my yearly report long ago if you hadn't disturbed me.
5. If she (not to be) so absent-minded, she would be a much better employee.
6. If she (to ask) me yesterday, I'd certainly have told her all about it.
7. If he is not very busy, he (to agree) to go to the exposition with us.
8. If I (to have) this rare book, I'd gladly lend it to you.
9. He never (to phone) you if I hadn't reminded him to do that.
10. If I (to know) the result now, I would phone her immediately.
11. They would be rather offended if I (not to go) to see them.
12. If you took more exercise, you (to feel) better.
13. I didn't know you were in hospital. If I (to know), I (to go) to visit you.
14. If I was offered the job, I think I (to take) it.
15. I'm sure Amy will lend you the money. I'd be very surprised if she (to refuse).
16. If I sold my car, I (not to get) much money for it.
17. A lot of people would be out of work if the factory (to close down).
18. What would happen if I (to press) that red button?
19. Mark and Carol are expecting us. They would be disappointed if we (not / to come).
20. Would Tim mind if I (to borrow) his bicycle without asking him?
21. If somebody (to walk) in here with a gun, I'd be very frightened.
22. Ken got to the station in time to catch his train. If he (to miss) it, he (to be) late for his interview.
23. It's good that you reminded me about Ann's birthday. I (to forget) if you (not to remind) me.
24. A: How was your holiday? Did you have a nice time?  
B: It was OK, but we (to enjoy) it more if the weather (to be) better.
25. I took a taxi to the hotel but the traffic was very bad. It (to be) quicker if I (to walk).
26. I'm not tired. If I (to be) tired, I'd go home now.

**Ex. 205.** Make up unreal conditional sentences: He is busy and does not come to see us. — If he were not busy, he would come to see us.

1. You did not ring me up, so I did not know you were in trouble. If ...
2. You left the child alone in the room, so he hurt himself. If ...
3. They spent a year in the tropics, so they got very sun-tanned. If ...
4. It rained heavily, so we got drenched to the skin. If ...
5. Why didn't you watch the cat? It ate all the fish. If ...

6. A huge black cloud appeared from behind the forest, so we had to turn back and hurry home. If ...

7. This house is very nice and comfortable, but it is not very good for living because it is situated close to a chemical plant and the air around is very bad. If ...

8. He is an excellent specialist, but I cannot ask his advice because I am not acquainted with him. If ...

9. You cannot enjoy this merry evening party because you have a toothache. If ...

**Ex. 206.** Use your own ideas to complete these sentences.

1. If you took more exercise, you ...

2. I'd feel very angry if ...

3. If I didn't go to work tomorrow, I ...

4. Would you go to the party if ...

5. If you bought some new clothes, ...

**Ex. 207.** Write a sentence with “if” for each situation: I wasn't hungry, so I didn't eat anything. — If I'd been hungry, I would have eaten something.

1. The accident happened because the driver in front stopped so suddenly. If the driver in front ...

2. I didn't know that George had to get up early, so I didn't wake him up. If I ...

3. I was able to buy the car only because Jim lent me the money. If Jim...

4. Margaret wasn't injured in the crash because she was wearing a seat belt. If she ...

5. You didn't have any breakfast — that's why you're hungry now. If you ...

6. I didn't get a taxi because I didn't have any money on me. If I ...

**Ex. 208.** Write notes on one of the following topics (about 10 sentences) using as many conditional sentences as possible.

1. Would you rather borrow a big sum of money from a friend than in a bank? Could it harm or damage the friendship?

2. If you were an architect, would you prefer to preserve your city's old, historic buildings, rather than destroy them and replace them with modern ones?

3. If you were an employer, which kind of worker would you prefer to hire: an inexperienced worker at a lower salary or an experienced worker at a higher salary?

## Subjunctive after "wish"/ "if only"

### Сослагательное наклонение после "wish"/ "if only"

**I wish / If only + Past Simple/Past Continuous** — *Мы бы хотели, чтобы дела обстояли по-другому в настоящем.*

**I wish / If only + Past Perfect**—*Мы бы хотели, чтобы в прошлом событие произошло по-другому, т.е. выражаем сожаление.*

*«If only» звучит более эмоционально.*



*I wish I hadn't spent all this money.*

*I wish my wages were higher.*

I **am** in Chelyabinsk now. — real life / I **wish** I **were** in the Caribbean now. — my wish.

My students **miss** classes. — real life / I **wish** my students **didn't miss** classes — my wish.

My wishes contradict reality. That's why they are **unreal**. They refer to the present. **The Past Simple Tense** is used to refer to the present wishes. (**2<sup>nd</sup> type**) Эти желания противоречат реальности, поэтому они нереальные. Чтобы выразить пожелания относительно **настоящего**, используется **Past Simple**. Сравните с русским языком. Тоже прошедшая форма глагола: *Я хочу, чтобы я **был** на Карибах **сейчас**. Я бы хотела, чтобы мои студенты не пропускали занятий.*

I **was** born in Chelyabinsk. — real life / I **wish** I **had been** born in Spain. — my wish.

The weather **was** wet and cold last weekend. — real life / I **wish** the weather **had been** warm and sunny last weekend. — my wish.

These wishes refer to the past. They contradict the real facts in the past that's why they are **unreal** conditions of the **3d type**. **The Past Perfect Tense** is used after «wish» to refer to the past.

Эти желания *противоречат реальным фактам в прошлом*: это сожаление, мы хотели бы в прошлом всё сделать наоборот. Они соответствуют 3 типу условных предложений. **Past Perfect** используется после **wish**.

**Вывод:** После **wish** используются те же времена, что после **if**:

**I wish +Past Simple** пожелание относительно настоящего;

**I wish +Past Perfect** пожелание относительно прошлого.

**Ex. 208.** Write sentences beginning with «I wish ...»: I don't know many people (and I'm lonely). I wish I knew more people.

1. I don't have a key (and I need one). I wish ...
2. Ann isn't here (and I need to see her). I wish...
3. It's cold (and I hate cold weather).
4. I live in a big city (and I don't like it).
5. I can't go to the party (and I'd like to).
6. I have to work tomorrow (but I'd like to stay in bed).
7. I don't know anything about cars (and my car has just broken down).
8. I'm not lying on a beautiful sunny beach (and that's a pity).
9. I'm single (and all my friends are married and have children).
10. I can afford very few entertainments because my wages are not very high (and I want a more exciting life).

**Ex. 209.** Write your own sentences beginning with «I wish ...».

1. Something you'd like to have — a computer, a job, lots of money etc. I wish I ...
2. Something you'd like to be able to do — sing, speak a language, fly etc. I wish I ...
3. Something you'd like to be — beautiful, strong, rich etc. I wish I ...
4. Something you wouldn't like to be — lazy, short, plump etc. I wish I ...
5. Somewhere you'd like to be now — on the beach, in New York, in bed etc. I wish I ...
6. Something you'd like to have done in your childhood.
7. Something you wouldn't like to have done in your childhood.

**Ex. 210.** Imagine that you are in these situations. For each situation, write a sentence with «If only ...»: You've eaten too much and now you feel sick. You say: If only I hadn't eaten so much.

1. There was a job advertised in the newspaper. You decided not to apply for it. Now you think that your decision was wrong. You say: If only I ...

2. When you were younger, you didn't learn to play a musical instrument. Now you regret this. You say: If only ...

3. You've bought grey wallpaper and have decorated your bedroom with it. Now you think that it doesn't look very nice. You say: If only ...

4. You are walking in the country. It starts raining but you don't have your umbrella with you. You say: If only ...

5. You have some unexpected guests. They didn't tell you they were coming. You are very busy and you are not prepared for them. You say (to yourself): If only ...

**Ex. 211.** Paraphrase using «I wish ...» or «If only ...»: It's a pity you are ill. — I wish you were not ill.

1. It's a pity you are not with us these days.

2. My friend regrets not having entered the university.

3. He was sorry not to have had enough time to finish his test-paper.

4. It's a pity we shan't be able to reach home before tea-time.

5. I am sorry I made you upset by telling you this news.

6. What a pity you don't know enough physics.

7. Unfortunately they won't return before Christmas.

8. The student was sorry he had not studied the material better and had shown such poor knowledge at the examination.

9. It's a pity that you did not send for us last night.

10. I'm sorry I have spent all the money.

**Ex. 212.** Paraphrase using «I wish ...».

1. I wish I (to know) German.

2. I wish I (not to drink) so much coffee in the evening: I could not sleep half the night.

3. I wish you (to do) homework more carefully in the future.

4. I wish I never (to suggest) this idea.

5. I wish we (to meet) again next summer.

6. I wish I (to hire) a tutor when I first felt that English was too difficult for me.
7. I love sunny weather. I wish it (to be) warm and fine all the year round.
8. I wish I (not to lend) my sister my mobile phone: she has broken it.
9. I wish you (to send) a word to me as soon as you arrive.
10. I wish I (not to have) to do my homework every day.

**Ex. 213.** Translate into English using «I wish...» or «If only...».

1. Если бы только моя зарплата была выше! Если бы только я мог путешествовать!
2. Жаль, что и в прошлом году у меня не было отпуска.
3. Хорошо бы вы сказали ей об этом сами.
4. Жаль, что вы не обратили внимания на его предупреждение.
5. Он пожалел, что бросил институт.
6. Мы пожалели, что не пошли туда.
7. Ах, если бы я сделал задание вовремя!
8. Жаль, что вы не смотрели этот прекрасный фильм.
9. Жаль, что она делает так много ошибок в речи.
10. Ах, если бы вы спросили его совета!
11. Хорошо бы у нас сейчас были каникулы.
12. Если бы он пришел вчера вечером!
13. Я пожалела, что не послушала родительского совета.
14. Жаль, что вы отказались принять участие в выступлении.
15. Мы бы хотели, чтобы вы упомянули эти факты.

### Mixed conditionals

#### Смешанные типы условных предложений

*If I were acquainted with this famous professor, I should have asked his advice yesterday. II mun + III mun.*

*If I had done this work yesterday, I would be free now. III mun + II mun.*

**Ex. 214.** Form conditional sentences. Use mixed conditionals where necessary.

1. He lost the race. He is not a champion now. If ...
2. The pupils were active because they wanted to understand this difficult material. If ...



3. She didn't work much last month. That's why she doesn't have any money now. If ...

4. I crashed my car yesterday. That's why I'm taking the bus today. If ...

5. She won't try to enter the foreign languages department because she is not good at foreign languages. If ...

6. I shall go to the dentist because I have a toothache. If ...

7. He is groaning with pain now because he did not go to the dentist to have his tooth filled. If ...

8. She does not go to the polyclinic because she does not need any treatment. If ...

9. He will not go to see the play as he was present at the dress rehearsal. If ...

10. He went to Moscow specially to hear this famous singer because he is fond of him. If ...

11. We did not go to the refreshment room to have a glass of lemonade because we were not thirsty. If ...

12. She could not mend her dress herself because she had no needle. If ...

13. His pet died last week. That's why he is unhappy now.

14. Tom didn't see the boss earlier. That's why he is waiting for him now.

15. She doesn't speak French. She didn't have a good time in Paris.

**Ex. 215.** Translate into English.

1. Если бы он был умнее, он бы не пошел один на эту встречу.

2. Если бы она не прислала вчера это электронное письмо, мы бы сегодня начали проектировать новый сайт.

3. Что бы мы сейчас делали, если бы мама не испекла вчера пирог?

4. Жаль, что вы не слышали музыку Рахманинова.

5. Я уверен, что все были бы рады, если бы вечер состоялся.

6. Он так изменился! Если бы вы его встретили, вы бы его не узнали.

7. Если бы я был на вашем месте, я бы посоветовался с родителями.

8. Если бы он регулярно не посещал спортивные тренировки, он не добился бы такого успеха на состязаниях.

9. Если бы я знал немецкий язык, я бы читал Гете в оригинале.

10. Если бы я жил близко, я бы чаще заходил к вам.

11. Если бы вы не прервали нас вчера, мы бы закончили работу в срок.

12. Если бы он не следовал советам врача, он бы не поправился так быстро.

13. Если бы он не был талантливым художником, его картину не приняли бы на выставку.

14. Если бы вы тогда послушались моего совета, вы бы не были сейчас в таком затруднительном положении.

15. Если бы он не был так близорук, он бы узнал меня вчера в театре.

### Prefer / would rather / had better

<p><i>prefer</i> noun <b>to</b> noun</p> <p><i>prefer</i> gerund <b>to</b> gerund</p> <p><i>prefer</i> to do sth <b>rather than</b> do sth</p>	<p>«prefer» выражает общее предпочтение: <i>I prefer meat to fish.</i></p> <p><i>I prefer swimming to dancing.</i></p> <p><i>I prefer to eat out rather than cook.</i></p>
<p><i>would prefer</i> to do sth <b>rather than</b> do sth</p>	<p>«would prefer» выражает предпочтение в данный момент: <i>I would prefer to drink rather than eat now.</i></p>
<p><i>would rather</i> do sth <b>than</b> do sth</p> <p><i>would rather</i> do sth / have done sth before</p> <p><i>would rather</i> sb did sth/sb had done sth before</p>	<p>«would rather» выражает предпочтение: <i>I'd rather do the shopping tomorrow than go out now.</i> (предпочтение в данный момент)</p> <p><i>I'd rather not have done the shopping last night. I spent all the money.</i> (сожаление, относящееся к прошлому)</p> <p><i>I'd rather Kate stayed with us tonight.</i></p> <p><i>I'd rather Kate hadn't taken her Dad's car yesterday.</i></p>
<p><i>had better</i> do sth</p>	<p>выражает совет, что лучше сделать в данной ситуации: <i>You'd better go home now.</i></p>

**Ex. 216.** Fill in the gaps with would rather, prefer.

1. Do you \_\_\_\_\_ reading magazines or books?
2. She \_\_\_\_\_ go to a disco than to the theatre.
3. Jack \_\_\_\_\_ listening to music to watching television.
4. He \_\_\_\_\_ study History than Maths.
5. I \_\_\_\_\_ the piano to the violin.
6. \_\_\_\_\_ you \_\_\_\_\_ to have spaghetti or steak for dinner tonight?
7. I see a comedy than \_\_\_\_\_ a horror film.
8. Do you going to the cinema \_\_\_\_\_ to going to the theatre?

**Ex. 217.** Translate into English.

1. Я бы предпочел приготовить обед сам.
2. Я бы предпочел, чтобы ты приготовил обед.
3. Лучше бы я этого не делал вчера.
4. Лучше бы ты этого не делал вчера.
5. Если бы вы унаследовали состояние, вы бы начали свой собственный бизнес или купили бы дом?
6. Вы предпочитаете поехать за границу или провести отпуск на даче?
7. Я предпочитаю кататься на лыжах, а не на коньках.
8. Я предпочитаю кофе чаю.
9. Я бы лучше не приглашал его на вечеринку. Он такой зануда!
10. Ты бы предпочёл посмотреть «Кот в сапогах» или сходить в театр?
11. Лучше бы мы навестили родителей на прошлой неделе.
12. Тебе бы лучше не занимать больше денег. Тебе будет трудно их отдать.
13. Чем смотреть телевизор, я лучше лягу спать.

**Non-finite forms of the verb. The infinitive**  
**Неличные формы глагола. Инфинитив**

*Verbs followed by the to-Infinitive*

offer	threaten
decide	refuse
hope	arrange
deserve	learn
attempt	forget
promise	fail
agree	seem
plan	appear
aim	tend
afford	pretend
manage	claim

**Verb + a question word (what/whether/how etc.) + to- Infinitive**

*E.g.: We asked how to get to the station.*

explain	ask
learn	decide
understand	know
wonder	remember
forget	

**Verb + object + to- Infinitive**

*E.g.: We expected Tom to be late.*

want	remind
ask	force
help	enable
would like	teach
would love	order
expect	warn
beg	invite
mean (= intend)	persuade
would prefer	get (= persuade, arrange for)
would hate	tell
allow	

**Make/let/see/hear/notice/feel + object + bare Infinitive (without to):**

*E.g.: The customs officer made Sally open her case. (not 'to open')*

**Инфинитив употребляется без частицы «to»:**

- после модальных глаголов;
- после глаголов to let и to make;
- в сложном дополнении после глаголов восприятия: (to see, to hear, to feel, etc.);
- после выражений «would rather...», «had better...».

**Ex. 218.** Use the particle “to” before the infinitive where necessary.

1. Would you like ... go shopping with me?
2. I like ... do the flat at the weekend.
3. What makes you ... laugh at it?
4. I shall do all I can ... help you.

5. It is high time for you ... get up.
6. You look tired. You'd better ... go home.
7. They heard someone ... cry out with horror.
8. I'd rather ... have dinner now.
9. My mobile battery was low so I could not... contact you.
10. This funny story by Jerome. Jerome made me ... smile.
11. May I ... use your laptop?
12. We were planning ... do a lot of things last week.
13. It is time ... get up.
14. Let me ... help you with the housework.
15. I am not sure I'll be able ... solve this problem.
16. I want ... have a holiday abroad.
17. Everyone saw him ... enter the room then.
18. She had ... take her umbrella because it looked like rain.
19. She made me ... repeat my words several times.
20. My parents did not let me ... drop out of college.

**Ex. 219.** Paraphrase the sentences using the infinitive: The board of directors had many documents which they had to sign. — The board of directors had many documents to sign.

1. The children have never had any pet which they can look after.
2. Don't forget that she has a baby which she must take care of.
3. Is there anybody who will help you with your moving house?
4. Have you got anything that you want to say on this subject?
5. We have an order which must be delivered tomorrow.
6. I have only a few minutes in which I can explain this matter to you.
7. I have some medicine which will relieve your pain.
8. He had an alibi which could prove his in-nocence.
9. Here is something which will warm you up.
10. Here are some more facts which will prove that your theory is correct.

**Ex. 220.** Paraphrase the sentences using the infinitive: He is **so old that he cannot skate**. — He is **too old to skate**.

1. She has got so fat that she cannot wear such clothes.
2. The accident was so terrible that I don't want to talk about it.
3. Our boss is so busy that she cannot talk with you.
4. He is so weak that he cannot walk.

5. She was so inattentive that she did not notice the mistake.
6. He was so stupid that he did not see the joke.
7. The problem is so difficult that it is impossible to solve it.
8. I have very little flour. It won't make a cake.
9. The bag is so heavy that nobody can carry it.

**Устойчивые выражения с инфинитивом:**

- *to cut a long story short* — короче говоря;
- *to tell (you) the truth* — сказать (вам) по правде *to say nothing of* — не говоря уже о, не считая *to put it mildly* — мягко выражаясь;
- *to say the least of it* — по меньшей мере *to begin with* — начнем с того что.

**Запомните следующие предложения:**

- *The book leaves much to be desired.* — Книга оставляет желать лучшего;
- *He is difficult to deal with.* — С ним трудно иметь дело. *He is hard to please.* — Ему трудно угодить;
- *She is pleasant to look at.* — На нее приятно смотреть.

**Ex. 221.** Translate into English using the set-expressions with the Infinitive.

1. Сказать по правде, я устал и хочу спать.
2. Погода оставляет желать лучшего.
3. Короче говоря, что-то пошло не так.
4. Не считая этих трёх дней, лето было холодным.
5. Мы все были рады, не говоря уже о детях.
6. На неё приятно смотреть: она милостивая и всегда опрятная.
7. Мягко выражаясь, ему трудно угодить.
8. Начнем с того, что я зол.
9. Ваш доклад оставляет желать лучшего.
10. Это выглядит, по меньшей мере, странно.
11. Для начала, договоримся о времени и месте встречи.
12. С нашими партнёрами иногда трудно иметь дело.
13. Короче говоря, у истории счастливый конец.
14. Его поведение оставляет желать лучшего.
15. По меньшей мере, мы были удивлены.

**Инфинитив часто используется в роли обстоятельства цели. В этом случае союз «чтобы» в английском языке отсутствует:**

*To get this book, you must go the library.* — Чтобы получить эту книгу, вы должны пойти в библиотеку.

*I have nothing to read. — Мне нечего читать.*

*She has nobody to speak with. — Ей не с кем поговорить.*

*What is to be done? Who is to blame? — Что делать? Кто виноват? I am not to blame. — Я не виноват.*

*To see is to believe. — Видеть значит верить.*

*He was the first (last) to come. — Он пришел первым (последним).*

*It is out of the question to go there. — Не может быть и речи о том, чтобы идти туда.*

**Ex. 222.** Translate into English using the Infinitive.

1. Чтобы написать выпускную квалификационную работу, нужно просмотреть множество источников.
2. Чтобы успеть на этот автобус, вы должны поторопиться.
3. Что делать?
4. Начнем с того, что он болен.
5. Чтобы читать Теккеря в оригинале, вы должны хорошо знать язык.
6. Мягко выражаясь, он не прав.
7. Она была не виновата.
8. У меня нет денег, чтобы куда-то ехать летом.
9. Видеть значит верить.
10. Жить значит учиться.
11. Не может быть и речи о женитьбе в этом году, он слишком молод, чтобы содержать семью.
12. Ваш ответ оставляет желать лучшего.
13. Им было нечего есть.
14. Кто виноват?
15. В нашей семье мама всегда встает первая.

**Формы инфинитива**

	<b>Active</b>	<b>Passive</b>
Indefinite (Simple)	to write	to be written
Continuous	to be writing	X
Perfect	to have written	to have been written
Perfect Continuous	to have been writing	X

**Активный и страдательный инфинитив: способы перевода Active Infinitive u Passive Infinitive**

*I am glad to help you — Рад помочь (рад, что я помогаю). I am glad to be helped — Рад, что мне помогают.*

**Простой и перфектный инфинитив: способы перевода Indefinite Infinitive u Perfect Infinitive**

*I am glad to see you — Рад видеть вас (рад, что вижу) I am glad to have seen you — Рад, что повидал*

**Ex. 223** Paraphrase the sentences using the correct form of the infinitive: He is sorry **that he has said it.** — He is sorry **to have said it.**

1. He was very proud **that he had helped his grandparents.**
2. She was sorry **that she had missed the beginning of the play.**
3. He was happy **that he was praised** by everybody.
4. I was afraid **of going past that place alone.**
5. My niece will be thrilled **when she is wearing jeans as fashionable as those.**
6. We must wait **till we hear the examination results.**
7. She is happy **that she has found** such a nice place to live in.
8. I should be delighted **if I could join you.**
9. He hopes **that he will have known everything** by tomorrow.
10. It is certain **that it will rain** if you don't take your umbrella.

**Ex. 224.** Open the brackets using the correct form of the infinitive: He seems (to travel) a lot. — He seems to travel a lot.

1. He seems (to travel) now.
2. He seems (to travel) since June.
3. He seems (to travel) through all the European countries already.
4. I want (to take) you to the concert.
5. I want (to take) to the concert by my friend.
6. She hoped (to support) her parents.
7. She hoped (to support) by her parents.
8. I consider myself lucky (to be) to that famous historic place and (to see) so many wonderful masterpieces.
9. He expected (to help) by the teacher.
10. The hotel owner seems to be a bankrupt. He is said (to lose) all his money in the casino.



11. The children seem (to play) since morning.
12. I am glad (to do) all the cooking beforehand.
13. He seems (to read) all the books on the program list.
14. I am sorry (to break) your skateboard.
15. I hate (to bother) you, but the employees are still waiting (to give) payment for their work.

**Ex. 225.** Translate into English using the correct form of the infinitive.

1. Я рад, что рассказал вам эту историю.
2. Я рад, что мне рассказали эту историю.
3. Я хочу познакомить вас с этой артисткой.
4. Я хочу, чтобы меня познакомили с этой артисткой.
5. Я рад, что встретил ее на станции.
6. Я рад, что меня встретили на станции.
7. Мы очень счастливы, что пригласили его на вечер.
8. Мы очень счастливы, что нас пригласили на вечер.
9. Снег, кажется, идёт с утра.
10. Я не предполагал останавливаться на этой станции.
11. Я не ожидал, что меня остановят.
12. Я сожалею, что причинил вам столько беспокойства.
13. Он будет счастлив посетить эту знаменитую картинную галерею.
14. Он был счастлив, что посетил эту знаменитую картинную галерею.
15. Он не выносит, когда ему лгут.
16. Я сожалею, что прервал вас.
17. Им повезло, что они увидели этот прекрасный парк в ясный солнечный день.
18. Наши спортсмены гордятся тем, что выиграли кубок.
19. Он попросил, чтобы его проводили в актовый зал.
20. Я только хочу, чтобы мне позволили помочь вам.
21. Я был благодарен, что мне дали комнату с большим окном.
22. Он был счастлив, что вернулся домой.
23. Я сожалею, что не застала вас дома.
24. Я рада, что дала вам нужные сведения.
25. Девушка была счастлива, что уезжает из деревни.
26. Мне нечего надеть.
27. Ей не с кем поиграть.
28. Учиться значит развиваться.
29. Она не виновата в том, что эти продукты испортились.

30. Не может быть и речи о том, чтобы начать собственный бизнес.  
 31. Кажется, я сделал всё возможное.  
 32. Кажется, я делаю это целую вечность.  
 33. Он, кажется, движется не в том направлении.  
 34. Ситуация, кажется, улучшается.  
 35. Этот сайт, кажется, был закрыт как нелегальный.

**Complex object**  
**The objective-with-the infinitive construction**  
**Сложное дополнение**

1. Глаголы желания: want wish would like	me	<b>to do smth</b>
2. Глаголы умственной деятельности: consider expect believe suppose know think	you  him  her  it	
3. Глаголы просьбы, приказа: ask order tell allow cause make let	us  them  Mr. Smith	
4. Глаголы физического восприятия: see hear feel watch	Ann  my  mother	<b>do smth</b>
5. Глаголы с предлогами: wait for listen to rely on		<b>to do smth</b>

**Ex. 226.** Complete the sentences using complex object: «Bring me your workbook», said my sister to me. — My sister wanted me to bring her my workbook.

1. «Come to my birthday party, friends», said Kelly to her classmates — Kelly wanted...

2. «Take the car to the services», the wife said to her husband. — The wife wanted...

3. «It will be very good if you study English», said my mother to me. — My mother wanted...

4. «You'll have to get an excellent mark for the exam» said my tutor. — My tutor wanted...

5. «Wait for me after work», said my supervisor to me. — My supervisor wanted...

6. The *biology* teacher said to us: «Collect some insects in summer.» — The biology teacher wanted...

7. «Don't eat ice-cream before dinner», said our mother to us. Our mother did not want...

8. The instructor said to the learning drivers: «Learn the traffic rules better.» — The instructor wanted...

9. «Be careful, or else you will spill the milk», said my mother to me. — My mother did not want...

10. «Oh, father, buy me this toy, please», said the little boy. — The little boy wanted...

**Ex. 227.** Translate into English using the objective-with-the infinitive construction. Mind the forms of the infinitive.

1. Мы хотим, чтобы вы обсудили этот проект завтра.

2. Нам бы хотелось, чтобы этот проект был обсуждён завтра.

3. Клиент желает, чтобы вы доставили груз вовремя.

4. Клиент желает, чтобы груз был доставлен вовремя.

5. Хочешь пойти один или хочешь, чтобы я пошёл с тобой?

6. Мои родители хотят, чтобы я стал архитектором.

7. Мне бы хотелось, чтобы вы приехали к нам.

8. Вы желаете, чтобы ему рассказали всю правду?

9. Вы знаете, как пользоваться этим гаджетом, или хотите, чтобы я вам показал?

10. Хотите, я помогу вам?

11. Что, вы хотите, чтобы мы обсудили завтра?

12. Мне бы не хотелось, чтобы они опоздали.

13. Я не хотела, чтобы вы меня ждали.

14. Они хотели, чтобы врач осмотрел их ребёнка.

15. Они хотели, чтобы их ребёнок был осмотрен этим врачом.

**Ex. 228.** Translate into English using the objective-with-the infinitive construction. Mind the forms of the infinitive.

1. Мы рассчитывали, что погода изменится.
2. Он рассчитывал, что начальник похвалит его.
3. Она не рассчитывала, что они вернутся так поздно.
4. Все знают, что она талантливая студентка.
5. Я не ожидал, что это случится так скоро.
6. Мы не рассчитывали, что вы истратите так много денег.
7. Никто не рассчитывал, что он так хорошо сдаст ЕГЭ.
8. Она знала, что он очень добрый человек.
9. Мы рассчитываем, что вы нам поможете.
10. Никто не ожидал, что правительство примет пенсионную реформу так быстро.

**Ex. 229.** Translate into English using the objective-with-the infinitive construction: Mother made me eat the soup.

1. Я не могу заставить сына делать зарядку.
2. Начальник заставил персонал работать сверхурочно.
3. Заставь детей сделать домашнее задание хорошо.
4. Дождь заставил нас вернуться домой.
5. Заставьте ее надеть пальто: сегодня очень холодно.
6. Не заставляй никого страдать.
7. Этот фильм заставляет людей задуматься о смысле жизни.
8. Когда ты заставишь коллег понять твою точку зрения?
9. Когда ты заставишь соседей сохранять тишину после 11?
10. Что заставит его сказать правду?

**Ex. 230.** Complete the sentences for each situation: «Lock the door.» «OK.»  
— She told him to lock the door.

1. «Why don't you come and stay with us for a few days?» «Yes, I'd love to.» — They invited him...
2. «Can I use your phone?» «No!» — She wouldn't let...
3. «Be careful.» «Don't worry. I will.» — She warned...
4. «Can you give me a hand?» «Yes, of course.» — He asked...
5. «We will put you to prison if you don't tell us about your partners.» — The inspector threatened the criminal...

**Ex. 231.** Complete these sentences so that the meaning is similar to the first sentence: My father said I could use his car. — My father allowed me to use his car.

1. I was surprised that it rained. — I didn't expect...
2. Don't stop him doing what he wants. — Let...
3. He looks older when he wears glasses. — Glasses make...
4. I think you should know the truth. — I want...
5. Don't let me forget to phone my sister. — Remind...
6. At first I didn't want to apply for the job but Sarah persuaded me. — Sarah persuaded...
7. My lawyer said I shouldn't say anything to the police. — My lawyer advised...
8. I was told that I shouldn't believe everything he says. — I was warned...
9. If you've got a car, you are able to travel round more easily. — Having a car enables...

### Complex subject

#### Сложное подлежащее

#### (The subjective-with-the-infinitive construction)

<p><b>I</b> <b>You</b> <b>He</b> <b>She</b> <b>It</b> <b>We</b> <b>They</b> <b>Mr. Smith</b> <b>My mother</b> <b>Ann</b></p>	<p>1. Глаголы в страдательном залоге: hear see know think report expect say believe consider</p> <p>2. Глаголы в действительном залоге: seem appear / happen prove / turn out</p> <p>3. Словосочетания: be likely / unlikely be certain be sure</p>	<p><b>to do smth</b></p>
--	---	--------------------------

**Ex. 232.** Translate into Russian paying attention to the subjective-with-the infinitive construction.

1. This politician was known to be a good speaker.
2. He is said to be a good translator.
3. The minister was expected to arrive at the weekend.
4. The number of the unemployed is reported to be increasing every year.
5. The weather is reported to be good at the weekend.
6. The cheetah is believed to be the fastest animal in the world.
7. A red-haired tall man was seen to run out of this place at night.
8. This equipment is considered to be very effective.
9. We are supposed to graduate in four years.
10. This patient was supposed to be operated yesterday but he had a high temperature.

**Ex. 233.** Paraphrase the following sentences using the subjective-with-the infinitive construction: It appeared that they had lost the way. — They appeared to have lost the way. They heard that a car stopped outside the house. — A car was heard to stop outside the house.

1. Emergency services report that hundreds of people are missing after the volcano has erupted.
2. It is believed that the harvest will be rich this autumn.
3. Everybody knows Peter I to have been a very hard-working man.
4. Scientists consider the climate on the earth to have been unstable and unhealthy before the ice period.
5. It has been proved that fizzy drinks and junk food are bad for health.
6. Mass media announce that the rate of inflation increased up to 10 per cent last month.
7. It was supposed that the Japanese delegation would stay at the Hilton hotel.
8. It is said that this model was very pretty in her youth.
9. Our sources in the White House reported yesterday that the president had been on holiday the whole week.

**Ex. 234.** Translate into Russian paying attention to the subjective-with-the infinitive construction.

1. The new technology proved to be very effective
2. He appeared to be an ideal employer.

3. She doesn't seem to want to do anything I suggest.
4. This appeared to amuse the policeman.
5. Their new office turned out to be in the central square.
6. Money doesn't happen to interest me.
7. She happens to have found out the truth.
8. He seemed to be losing patience.
9. We turn out to be staying in the neighbouring rooms in the hotel.
10. You don't seem to like our new neighbour.

**Ex. 235.** Paraphrase the following sentences using the subjective-with-the infinitive construction: It seems they know all about it. — They seem to know all about it.

1. It seems they have heard all about it.
2. It seemed that the discussion was coming to an end.
3. It seems that you don't approve of the idea.
4. It seemed that the house had not been lived in for a long time.
5. It appeared that he had not heard what had been said.
6. It happened that I was present at the opening session.
7. It so happened that I overheard their conversation.
8. It turned out that my prediction was correct.
9. It turned out that the language of the article was quite easy.
10. It seems that the government is not going to raise taxes.

**Ex. 236.** Translate into Russian paying attention to the combinations «to be likely», «to be sure»: He is likely to win the prize. — Похоже, что он выиграет приз. He is sure to come. — Он обязательно придет.

1. Your article is sure to appear in the next issue of our journal.
2. You are sure to be there tomorrow night, aren't you?
3. Most of us want a good many things that we are not likely to get.
4. These two young people are sure to be very good friends.
5. We are unlikely to find any useful information on this site.

**Ex. 237.** Translate into English using the subjective-with-the infinitive construction.

1. Мы случайно встретились по дороге домой.
2. Кажется, он работает над своим изобретением уже несколько лет.
3. Полагают, что они знают об этом больше, чем хотят показать.

4. Никто не ожидал, что пенсионный возраст повысят.
5. Книги Льва Толстого, видимо, так же популярны в англоговорящих странах, как и в России.
6. Конечно, я где-то видел ваше лицо.
7. Мы, должно быть, встречались.
8. Условия работы оказались более трудными, чем ожидалось, а зарплата оказалась ниже, чем обещали.
9. Новые поезда оказались не очень удобными.
10. Как известно, Леонардо да Винчи интересовался анатомией и многими другими науками.

**Ex. 238.** Write these sentences in another way, using the subjective-with-the infinitive construction: It is expected that the strike will end soon. — The strike is expected to end soon.

1. It is expected that the weather will be good tomorrow. The weather is ...
2. It is believed that the thieves got in through the kitchen window. The thieves ...
3. It is reported that many people are homeless after the floods. Many people...
4. It is thought that the prisoner escaped by climbing over a wall. The prisoner...
5. It is alleged that the man drove through the town at 90 miles an hour. The man is...
6. It is reported that the building has been badly damaged by the fire. The building...
7. a: It is said that the company is losing a lot of money. The company...  
 b: It is believed that the company lost a lot of money last year. The company...  
 c: It is expected that the company will lose money this year. The company...

**Ex. 239.** Write these sentences in another way, using the subjective-with-the infinitive construction: He speaks six languages. — He is believed to speak six languages.

*People say a lot of things about David. But nobody knows for sure whether these things are true or not. Make up sentences with «is supposed», «is known», «is believed»:*

David is a millionaire. He likes diving.

He has been married five times. He has 10 children.

He lived in poverty in his youth.



He robbed a bank a long time ago.

He took part in the president elections but lost.

## The gerund

### Герундий

#### *без предлога*

to admit

to avoid

to burst out

cannot help

to consider

to fancy

to imagine

to involve

to suggest

to enjoy

to excuse

to forgive

to mind ( -;?)

to deny

to miss

to postpone

to put off

to finish

to stop

to start

to keep on

to continue

to go on

to give up

to be worth

#### *с предлогом*

to accuse of

to approve of

to be afraid of

to complain of

to depend on

to feel like

to give up the idea of

to insist on

to look forward

to object to

to persist in

to prevent from

to rely on

to succeed in

to suspect of

to thank for

to think of

**Герундий используется после следующих глаголов и выражений:**

***Глаголы, после которых используется или инфинитив, или герундий без изменения значения:***

1. **Begin, start, continue:** *They started talking / to talk.* Но две формы с –ing не используются вместе: *It's beginning to get dark.*

2. **Advise, allow, permit, recommend, encourage:** Если данные глаголы стоят в страдательном залоге или если за ними идёт дополнение, то после них используется инфинитив. Если дополнения нет, то используется герундий: *They don't allow us to park here (object).* *We aren't allowed to park here. (passive)* *They don't allow parking here (no object).*

3. **Need, require, want:** за ними следует герундий в форме активного залога, чтобы показать, что что-то нужно отремонтировать или улучшить. (Страдательный инфинитив можно использовать только после need).

*The flat needs decorating/needs to be decorated.*

*The coat wants dry cleaning. The paper requires rechecking.*

### Формы герундия

	Active	Passive
Indefinite (Simple)	writing	being written
Perfect	having written	having been written

*I like seeing a good film.*

*Seeing a good film is a pleasure.*

*We thought of seeing a film after supper. He went home without seeing the film.*

После глаголов to remember, to forget, to excuse, to forgive, to thank, после предлогов on (upon), after, without перфектная форма герундия не используется. Предшествующее действие выражается с помощью простого герундия в этих случаях: *I don't remember hearing the legend before.*

**Ex. 240.** Paraphrase the following sentences using the gerund with the prepositions «of» or «after»: *She thought she would go to the country for the weekend. — She thought of going to the country for the weekend. When she had bought everything she needed, she went home. — After buying everything she needed, she went home.*

1. You thought you might join your friends at the party, didn't you?
2. I would certainly come and see you tomorrow.
3. What do you think you will do tomorrow?
4. I don't know now; I might go to the cinema.
5. There are nice watermelons at our local greengrocer's. I think we could buy one.

6. After I had hesitated for some minutes whether to buy the sweater or not, I decided to take it.

7. After I had been offered a big discount, I bought trousers to match my new sweater.

8. When he left school, he went to the university.

9. When we had completed the experiment, we made sure that our suppositions were correct.

10. When she had graduated from the university, she became an interpreter in a foreign company.

**Ex. 241.** Open the brackets using the gerund in the active or passive form.

1. Why do you avoid (to speak) to me?

2. She tried to avoid (to speak) to.

3. The doctor insisted on (to send) the sick man to hospital.

4. The child insisted on (to send) home at once.

5. Do you mind him (to examine) by a heart specialist?

6. He showed no sign of (to recognize) me.

7. She showed no sign of (to surprise).

8. He had a strange habit of (to interfere) in other people's business.

9. I was angry at (to interrupt) every other moment.

10. He was always ready for (to help) people.

11. He was very glad of (to help) in his difficulty.

12. This shirt needs (to wash).

13. Does your car want (to wash) already?

14. The results of the experiment must be checked and re-checked before (to publish).

15. David was tired of (to scold) all the time.

16. The watch requires (to repair).

17. The problem is not worth (to discuss).

18. On (to allow) to leave the room the employees immediately began to carry out their duties.

19. In (to make) this experiment they came across some very interesting phenomena.

20. The quality control department insisted on (to give) all the documents on the product testing.

**Ex. 242.** Open the brackets using the correct form of the gerund.

1. You never mentioned (to be) to Italy.
2. I'll never forget (to meet) this person.
3. The machine needs (to improve).
4. The referee insisted on the first prize (to give) to our team.
5. The carpet wants (to vacuum).
6. I don't remember (to ask) this question by anybody.
7. The child was punished for (to tell) a lie.
8. The child was afraid of (to punish) for (to make) such a terrible mess.
9. Excuse the children for (to be) late.
10. Our team was proud of (to award) the first prize.
11. I am quite serious in (to warn) you not to trust them.
12. He seemed sorry for (to neglect) his wife.
13. Teenagers can't stand (to tell) what they should do.
14. This ballet is worth (to see).
15. Having no talent for (to sing) we still enjoy (to go) to karaoke bars.
16. This job is not worth (to take).
17. She accused him of (to steal) her diamond ring.
18. They reproached me for (not to inform) them about the loss earlier.
19. If you have ever been to Egypt, you are sure to be fond of (to dive) or (to snorkel).
20. After (to look) through and (to analyze), the records were handed back to the owner.

**Ex. 243.** Open the brackets using the correct form of the gerund.

1. A lot of teenagers can't bear (to recite) the poems which they have to learn on the program.
2. Students can't help (to make) mistakes in speech and writing.
3. They try hard to avoid (to make) mistakes and to succeed in (to pass) the United State Exam.
4. The young man couldn't stand (to scold) by anyone.
5. The sportsmen were proud of (to choose) to represent the country at the world championship.
6. The manager thanked the board of directors for (to choose) him the best employee of the company.

7. I want to thank you for (to give) me your support when I was in need.
8. The travellers were busy (to pack) as the bus was to take them to the airport in thirty minutes.
9. The woman felt like (to cry) because nobody met her at the airport.
10. Her relatives had no idea of her (to return) so soon.
11. She had a feeling of disappointment in (to receive) no welcome.
12. It's the pleasure of (to see) you that makes me cheer up.
13. The inspector didn't inform anyone of his (to arrive) and took them by surprise.
14. This police officer is fond of (to threaten) suspects.

**Ex. 244.** Translate into English using the gerund.

1. Не могу не согласиться с Вами.
2. Перестань кричать!
3. Давайте отложим подписание контракта до следующей недели.
4. Дети отрицали, что списывали.
5. Вы не против, если я включу кондиционер?
6. Я не возражаю против того, чтобы остаться дома и поработать над выпускной квалификационной работой.
7. Все рассмеялись. Над его шутками невозможно не смеяться.
8. Он не отрицал, что ходил туда раньше.
9. Я не против того, чтобы пройти обследование в больнице.
10. Прости, что сломал твой велосипед.
11. Что ты предлагаешь делать?
12. Фермеры закончили вскапывание земли и начали посев.
13. Мы продолжали внимательно слушать выступающего.
14. Он отрицал свое участие в преступлении.
15. Я не люблю кататься ни на лыжах, ни на коньках. Я люблю кататься на санях.
16. Все дети насладились плаванием в морской воде.
17. Эта громкая музыка мешает мне сосредоточиться.
18. Не жалуйся, что тебя не понимают.
19. Не мешай мне думать.
20. Я подумываю о том, чтобы поехать за границу в отпуск.
21. Врачи настояли на том, чтобы положить больного в больницу.
22. Ребёнок пожаловался, что его постоянно наказывают.

23. Я настаиваю на том, чтобы поговорить с ним.
24. Мы с нетерпением будем ждать нашей новой встречи.
25. Я не чувствую желания идти на прогулку сегодня. Погода сырая и ветреная.
26. Он преуспел в создании собственного бизнеса.
27. Он боялся, что его посадят в тюрьму.
28. Хочу поблагодарить вас за то, что вы так хорошо организовали вечеринку.
29. Он настаивал на том, что невиновен.
30. Ребёнок расплакался, когда его обвинили в том, что он скрывал свои плохие оценки.

**Ex. 245.** Paraphrase the sentences using the gerund and the preposition given in brackets.

1. There is a possibility that the new engineer will join us for the business trip, (of).
2. Don't insist that I should study chemistry at university, (on).
3. Dad objected that I should leave home and start an independent life just after school, (to).
4. When they entered the house, they felt some strange smell, (on).
5. Thank you that you invited me to the theatre, (for).
6. The patient had no idea that the operation was postponed, (of).
7. The feeling of disappointment that he had been turned away by his girlfriend prevented him from sleeping, (in).
8. There is little hope that they will return soon, (of).
9. The thought that he had been turned away by the doorkeeper made him feel miserable, (of). The very idea that they are going on tour of Europe made her feel thrilled, (of).
10. The tour operator informed us that all the flights had been cancelled because of emergency, (of).

**Ex. 246.** Paraphrase the sentences using the gerund. Change the sentence structure where necessary.

1. That nobody saw them was a mere chance.
2. The patient felt much better after he had been given proper treatment.
3. When the elderly man entered the room, he glanced curiously around, (on).

4. At the thought that he was going to stay there the old man felt pleased.
5. Just before the manager left the office, he was approached by a colleague who had something to tell him.
6. I remember that I have seen the man before.
7. The servant left the room and even did not ask for permission, (without).
8. Parents often insist that their children should follow their steps, (on).
9. The picturesque view that the place offered made him hope that he could be happy again, (of).
10. They departed early in the morning and didn't have a chance to say good-bye, (without).
11. When Lisa came home from the college, after she had passed her examinations, she felt very happy, (on).
12. The new medicine may be recommended only after it is approved by the Scientific Board.
13. In the darkness I was afraid that I might lose my way, (of).
14. I am told that you are very busy, (of).
15. Do you mind if I smoke here?
16. My English tutor insists that I should learn the tongue-twisters, (on).
17. I wouldn't mind if you do it by yourself.
18. My parents always object if I stay outlate, (to).
19. Will the head of the department have anything against it if I leave work an hour earlier today?
20. When Russian young people graduated from an American university, they hardly ever return to Russia.
21. I remember that I have seen this information in the Internet.
22. That you are against this manager's proposal does not mean that I must decline it.
23. The fact that you took English lessons some years ago helps you in your studies now.
24. Alice gave up the idea that she would find a better-paid job.
25. After the applicant had got been offered the position, he started working the following day.
26. The secretary was afraid that she might not be able to type the documents.
27. Lucy forgave Robert that he had not helped her when she was in trouble.
28. I am thankful that I have been given a chance to listen to these scientists.
29. The director insisted that this applicant should be given that job.
30. I don't remember that I have ever seen anyone draw like her.

**Ex. 247.** Translate into English using the gerund.

1. Вы не возражаете, если я отложу нашу встречу?
2. Продолжайте говорить.
3. Он рассмеялся.
4. Я не могу не бояться ходить туда.
5. Я настаиваю на том, чтобы поехать в эту командировку.
6. Мама возражает против того, что я много играю в футбол.
7. Я одобряю ваше желание разработать новую стратегию маркетинга.
8. Они постоянно жалуются на занятость.
9. Нам придётся оставить мысль о расширении помещений.
10. Персонал боится быть наказанным.
11. Перестаньте разговаривать.
12. Партнёры отрицают, что стоимость контракта была превышена в несколько раз.
13. Мы не будем возражать, если нужно применять новую политику управления компанией.
14. Начните применять более строгие меры управления компанией.
15. Женщина была готова расплакаться.
16. Я не могу не любоваться этим живописным видом.
17. Администрация компании одобряет, что служащие занимаются спортом в свободное время.
18. Она отрицала, что помогла им.
19. Наши сотрудники жалуются, что отгрузка задерживается.
20. Перестаньте лгать.
21. Сотрудники таможи мешают нам отгрузить товар.
22. Продолжайте погрузку.
23. Мы боимся сделать ошибку в расчётах.
24. Ему было предъявлено обвинение в подделке чека.
25. Подделывать копии документов незаконно.
26. Я не могу не чувствовать стыда.
27. Ты не возражаешь, если я познакомлю тебя с родителями?
28. Мы оставили мысль когда-нибудь снова встретиться.
31. Он бросил курить год назад.
30. Перестань дрожать.



## The participle

### Причастие

Причастие — это неличная форма глагола, которая сочетает характеристики глагола и прилагательного / наречия.

Причастие I (Причастие настоящего времени) образуется с помощью суффикса –ing, который прибавляется к основе глагола.

Причастие II (Причастие прошедшего времени) образуется с помощью суффикса –ed, который прибавляется к основе правильных глаголов. У неправильных глаголов Причастие II соответствует третьей форме и может быть найдено в таблице неправильных глаголов.

Причастие I в английском языке переводится на русский язык причастием несовершенного вида (если выполняет функцию определения) или деепричастием (если выполняет функцию обстоятельства): dancing — танцующий, танцующая: *The audience was fascinated by a dancing girl. Dancing gracefully, the girl fascinated the audience.*

Причастие II в английском языке переводится на русский язык причастием совершенного вида: *The translated poem lost its beauty.*

**Ex. 248.** Use the participle instead of attribute clauses: All the people who live in this house work in oil industry. — All the people living in this house work in oil industry.

1. The woman who is speaking now is our executive director.
2. The equipment that stands on the table is of the latest model.
3. The young man who helps the professor in his experiments is doing his master's degree now.
4. People who take a plane must pass through a passport control.
5. There are many students in our group who take part in all kinds of extracurricular activities.

**Ex. 249.** Use the participle instead of adverbial clauses of cause: As he now felt more at ease, the man spoke in a louder voice. — Feeling more at ease now, the man spoke in a louder voice.

1. Since she missed her relatives badly, she was glad to talk to them on Skype.
2. As William thought that it was his beloved at the window, he decided to open it.

3. As they were afraid of losing their way in the darkness, they decided to make a camp for the night.
4. Since we needed a shelter for the night, we asked the local residents to put us up.
5. As we didn't have any food with us, we were very hungry.

**Ex. 250.** Use the participle instead of adverbial clauses of time, preserve the conjunction «when»: When you speak English, pay attention to the order of words. — When speaking English, pay attention to the order of words.

1. Be careful when you are crossing a street.
2. When you live abroad, it's important to learn the local culture.
3. When they were travelling in Central Africa, the explorers met many wild animals.
4. When you are retelling English texts, pay attention to the use of articles.
5. Communication with native-speakers gives the best practice when you are learning to speak a foreign language.

**Ex. 251.** Choose the correct form of the Participle.

1. a) The girl (writing, written) on the blackboard is our best pupil.  
b) Everything (writing, written) here is quite right.
2. a) The house (surrounding, surrounded) by tall trees is very beautiful.  
b) The wall (surrounding, surrounded) the house was very high.
3. a) Who is that boy (doing, done) his homework at that table?  
b) The exercises (doing, done) by the pupils were easy.
4. a) The girl (washing, washed) the floor is my sister.  
b) The floor (washing, washed) by Helen looked very clean.
5. a) We listened to the girls (singing, sung) Russian folk songs.  
b) We listened to the Russian folk songs (singing, sung) by the girls.
6. Do you know the girl (playing, played) in the garden?
7. The book (writing, written) by this scientist is very interesting.
8. Translate the words (writing, written) on the blackboard.
9. We could not see the sun (covering, covered) by dark clouds.
10. The (losing, lost) book was found at last.
11. (Going, gone) along the street, I met Mary and Ann.
12. Read the (translating, translated) sentences once more.
13. Name some places (visiting, visited) by you last year.

14. I picked up the pencil (lying, lain) on the floor.
15. She was reading the book (buying, bought) the day before.
16. Yesterday we were at a conference (organizing, organized) by the pupils of the 10th form.
17. (Taking, taken) the girl by the hand, she led her across the street.
18. It was not easy to find the (losing, lost) stamp.
19. I shall show you a picture (painting, painted) by Hogarth.
20. Here is the letter (receiving, received) by me yesterday.
21. Look at the beautiful flowers (gathering, gathered) by the children.
22. His hat (blowing, blown) off by the wind was lying in the street.
23. «How do you like the film?» he asked, (turning, turned) towards me.
24. When we came nearer, we saw two boys (coming, come) towards us.
25. I think that the boy (standing, stood) there is his brother.

***Формы причастия I***  
***The Forms of Participle I***

	<b>Active</b>	<b>Passive</b>
<b>Indefinite (Simple)</b>	writing	being written
<b>Perfect</b>	having written	having been written

**Ex. 252.** Use the correct form of the Participle I: Indefinite Participle or Perfect Participle.

1. (to work) on his project, he was thinking hard.
2. (to finish) his project, he went for a walk.
3. (to sell) the home-grown vegetables, the old lady looked back from time to time, watching her grandchildren.
4. (to sell) all the vegetables, the old lady took her grandchildren and went home.
5. (to eat) all the potatoes, she drank a glass of milk.
6. (to drink) coffee, she burnt her tongue.
7. (to jog) in the park, I fell and hurt my knee.
8. (to surf) through the Internet, the young people came across interesting information about UFOs.

9. (to write) out and (to learn) all the new words, Helen was able to translate the text easily.

10. (to leave) for Moscow the day before, Dad couldn't congratulate me on my birthday personally.

11. (to buy) all the foodstuffs, we left the supermarket without any money left.

12. (to sit) right under the conditioner in the office, he often felt cold.

13. (to talk) on the mobile in the crowd, she did not notice how her purse disappeared.

14. (to read) the story, she closed the book and put it on the shelf.

15. (to pass) her graduation exams, she had to find a job as quickly as possible.

<b>Как переводить разные формы причастия на русский язык<sup>5</sup></b>		
Формы причастия	Как их переводить	
	причастием	деепричастием
reading	читающий	читая
having read	–	прочитав
being read	читаемый (т. е. который читают)	будучи читаемым (т. е. когда его читали), будучи прочитанным (т. е. когда его прочитали)
having been read	–	будучи прочитанным (т. е. когда его прочитали)
read	прочитанный	–
building	строящий	строя
having built	–	построив
being built	строящийся (т. е. который строят)	будучи строящимся (т. е. когда его строили) будучи построенным (т. е. когда его построили)
having been built	–	будучи построенным (т. е. когда его построили)
built	построенный	–

<sup>5</sup> This material is based on Голицынский Ю.Б. Грамматика: Сборник упражнений. СПб.: КАРО, 2011. 576 с.

**Ex. 253.** Translate into Russian paying attention to participles.

1. The girl's broken leg was examined by the doctor.
2. While being examined, the girl could not help crying.
3. Having prescribed the medicine, the doctor went away.
4. The medicine prescribed by the doctor was bitter.
5. The trouser suit bought by Mum abroad was not comfortable to wear.
6. While crossing the street one should first look to the left and then to the right.
7. People watching a performance are called an audience.
8. Being very ill, she could not be present at the meeting.
9. The first rays of the rising sun lit up the top of the hill.
10. Having been shown the wrong direction, the travellers got lost.

**Ex. 254.** Translate the following words into English paying attention to the forms of the participle.

Приносящий, принесенный, принося, принеся, переводящий, переведенный, переводя, переведя, давая, написав, читающий, берущий, данный, прочитав, сделанный, пьющий, сказанный, будучи потерянным, нарисовав, написавший, делая, взятый, взяв, рисуя, выпитый, сделав, идя, пишущий, прочитанный, дав, рисующий, делающий, нарисованный, выпив, говорящий, беря, написанный, читая, идущий, дающий, сказав, сидевший, посмотрев, будучи забыт, строящий, строящийся, играя, поиграв, рассказанный, рассказавший, видя, принесший, будучи принесенным, построенный, продав.

**Ex. 255.** Open the brackets using the correct form of the Participle.

1. (to translate) by a good specialist, the story preserved all the sparkling humour of the original.
2. (to approve) by the board of directors, the budget plan was accepted.
3. (to wait) for some time in the lounge, the applicant was invited into the office.
4. (to wait) in the lounge, she thought over her story about her work experience.
5. She went to work, (to leave) the child with the nurse.
6. (to phone) the real estate agency, he wanted to know the possible price of his house.
7. (to phone) the real estate agency, he felt determined to sell the house.
8. (to write) in very bad handwriting, the letter was difficult to read.

9. (to write) his first book, he could not help worrying about the reaction of the critics.

10. (to be) so far away from home, he still felt part of the family.

**Ex. 256.** Paraphrase the sentences using the participle: When he arrived at the railway station, he bought a ticket, walked to the platform and boarded the train. — Having arrived at the railway station, he bought a ticket, walked to the platform and boarded the train.

1. Take care when you cross the street.

2. After he was shown in, he was told to take off his coat and wait for a while.

3. Robinson started the building of the house at once and finished it before the season of rains set in.

4. He poured out a cup of coffee, sat down in an armchair and looked at the woman who was sitting opposite him.

5. When he had left the house and was crossing the street, he suddenly stopped as he remembered that he had forgotten to phone his friend.

6. He looked at me and hesitated: he did not know what to say.

7. As he had long lived in those parts and knew the place very well, he easily found his way to the market-place.

8. He has no language problems, because he has been studying English for a longtime.

9. After I had sent this e-mail, I began to doubt whether it was correct.

10. There are many people nowadays who study foreign languages.

**Ex. 257.** Translate into English paying attention to the forms of the participle.

1. Плачущий ребёнок был голоден.

2. Проплакав весь вечер, она решила уехать.

3. Певец, исполняющий эту песню, знаменит на всю страну.

4. Песня, исполненная певцом, произвела на нас большое впечатление.

5. Исполнив песню, певец поблагодарил публику за внимание.

6. Певец, исполнивший эту песню, родился в нашем городе.

7. Публика всегда с интересом слушает песни, исполняемые этим певцом.

8. Рассказывая эту историю, он говорил разными голосами, имитируя героев.

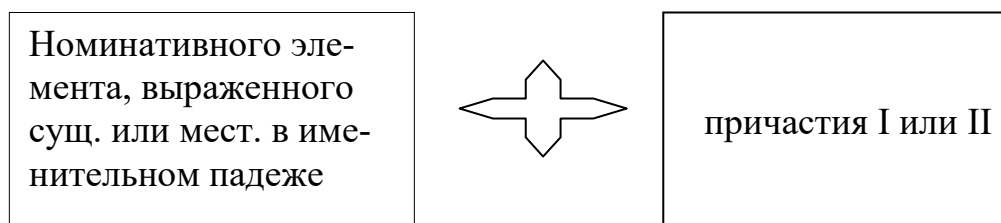
9. Объясняя новое правило, учитель не заметил, как прозвенел звонок.

10. Отослав электронное письмо, он стал просматривать документы.

11. Томас подошел к разговаривающим коллегам, и они замолчали, выжидающе изучая его лицо.
12. Инспектор нашёл в ящике смятый контракт.
13. Начальник смотрел на служащих, занимающих утром свои рабочие места.
14. Компании, подписывающие контракт, договорились о долгосрочном сотрудничестве.
15. Подписав контракт, директора пожали друг другу руки.

### **The nominative absolute participial construction** **Независимый причастный оборот**

Это конструкция, которая выполняет функцию обстоятельства и отделяется от остального предложения запятой, и которая состоит из двух элементов:



НЕЗАВИСИМЫЙ ПРИЧАСТНЫЙ ОБОРОТ переводится на русский язык обстоятельственными придаточными предложениями следующих видов:

1)             причины (вводится союзом «так как»):

**An adverbial clause of reason:**

*It being pretty late, they decided to postpone their visit.* — Так как было довольно поздно, они решили отложить свой визит.

*The sun having set an hour before, it was getting darker.* — Так как солнце село час назад, становилось темно.

2)             времени (вводится союзом «когда»):

**An adverbial clause of time:**

*His story told, he leaned back and sighed.* — Когда его история была рассказана, он откинулся назад и вздохнул.

3)             образа действия (вводится союзом «причём», «а»):

**An adverbial clause of manner:**

*He was deep in his papers, his long white hands moving nervously.* — Он был погружён в свои бумаги, причём (а) его длинные белые руки нервно двигались.

*Then she sprang away and ran around the desks and benches, with Tom running after her. — Потом она отскочила и побежала вокруг парт и скамеек, а Том бежал за ней.*

**Иногда переводится деепричастным оборотом:**

*She stood silent, her lips pressed together. — Она стояла молча, плотно сжав губы.*

4) *\_. . .* условия (вводится союзом «если»):

**An adverbial clause of condition:**

*Time permitting, we shall go for a walk. — Если время позволит, мы пойдём гулять.*

**Ex. 258.** *Translate into Russian paying attention to the nominative absolute participial construction performing the function of an adverbial modifier of reason: The day being very cold, he had no desire to walk. — Так как день был очень холодный, у него не было желания гулять.*

1. The next morning, it being Sunday, they all went camping to the country.
2. For some time the room was empty, its hostess having disappeared into the kitchen.
3. There being nothing else on the table and in the cupboard, Winnie-the-Pooh said that he was full.
4. Everyone being tired and their search revealing nothing, they returned home.
5. She being no more heard of, it was natural to forget all about her.
6. The wind being favourable, our ship will reach the port in no time.
7. We left at about midnight, the tour operator having informed us the way would take us three hours.
8. It being now pretty late, we went to bed without supper.
9. There being no chance of escape, the thief was arrested on the spot.
10. You can set your mind at ease, all being well.
11. The bridge having been swept away by the flood, the train was late.
12. There being little time left, they took a taxi to get to the concert in time.
13. It being pretty late, they decided to postpone their business meeting.
14. The weather being cold, he put on his overcoat.
15. The weather having changed, we decided to stay where we were.



**Ex. 259.** Translate into Russian paying attention to the nominative absolute participial construction performing the function of an adverbial modifier of time: His story told, he leaned back and sighed. — **Когда** его история была рассказана, он откинулся назад и вздохнул.

1. The exact date being agreed on, the conference was over.
2. The board of directors having left the conference hall, the conversation became more lively.
3. Everyone having satisfied their appetite, the guests lay down on the sofas and beds for a short nap.
4. All the necessary preparations having been made with utmost secrecy, the army launched an attack.
5. Dinner being over, the old lady asked her niece to come and sit on the sofa near her.
6. The treaty having been signed, the trade was at once resumed.
7. The first of January arriving, they departed.
8. The advertising campaign coming up to an end, the new product was launched to the market.
9. About eleven o'clock, the day getting finer and warmer, they went sightseeing.
10. Dinner being over, we assembled in the drawing-room.

**Ex. 260.** Translate into Russian paying attention to the nominative absolute participial construction performing the function of an adverbial modifier of manner: Sir Henry was deep in his papers, his long white hands moving nervously. — Сэр Генри был погружен в свои бумаги, **причем (а)** его длинные белые руки нервно двигались.

1. They went down the stairs together, Agnes trying to take over him.
2. She danced light as a feather, eyes shining, feet flying, her body bent a little forward.
3. We walked slowly home, Agnes and I admiring the moonlight, and Dad scarcely rising his eyes from the ground.
4. He was standing there silent, a bitter smile curling his lips.
5. The dog sat close to the table, its eyes fixed expectantly on the master.

**Ex. 261.** Translate into Russian paying attention to the nominative absolute participial construction performing the function of an adverbial modifier of manner and translated into Russian by «деепричастный оборот»: She stood silent, her lips pressed together. — Она стояла молча, плотно сжав губы.

1. She stood quietly, her head dropping upon her breast.
2. He sat down quickly, his face buried in his hands.
3. His heart beating fast, Andrew followed the secretary.
4. Jack sat silent, his long legs stretched out.
5. The speaker faced the audience, his hand raised for silence.

**Ex. 262.** Translate into Russian paying attention to the nominative absolute participial construction: Then she ran around the desks and benches, with Tom running after her. — Потом она побежала вокруг парт и скамеек, а Том бежал за ней.

1. He carefully spread the papers on the desk, with his boss closely watching.
2. She was standing on the rock ready to dive, with the green water below inviting her.
3. He got out of the train, with an odd expression on his face.
4. And then came the final moment, with the guards coming for him.
5. He leant a little forward over the table, with his wrists resting upon it.
6. The moonlit road was empty, with the cool wind blowing in their faces.
7. She sat on the steps, with her arms crossed upon her knees.
8. Then, with her heart beating fast, she went up and rang the bell.
9. The company suffered losses, with the director put into prison.
10. He stood, with his arms folded.

**Ex. 263.** Paraphrase the sentences using the nominative absolute participial construction: John had no desire to work on his farm, for it was the worst piece of land in the neighbourhood. — John had no desire to work on his farm, it being the worst piece of land in the neighbourhood.

1. The new engines were safely delivered, *all of them were in good order.*
2. *As the situation was urgent,* we had to go ahead.
3. *When the greetings were over,* the general seated himself at the head of the table.
4. We set off; *the rain was still coming down heavily.*
5. *After a standard room had been reserved and dinner ordered,* we walked out to see the sights.
6. Dinner was cooked and served in the garden, *as it was very close in the sitting room.*
7. *There was nothing to wait for,* and we got down to work.
8. *The question was rather difficult to answer at once,* and I asked for permission to think it over.

9. *If the situation on the market is favourable, we shall buy new buildings in autumn.*

10. *There was very little time left; we had to hurry.*

11. *When the third bell had gone, the curtain slowly rose.*

12. *If time permits, we shall come a few days earlier.*

13. *As the underground station was not far, we walked there.*

14. *Jane could not sleep the whole night, as there was something wrong with her stomach.*

15. *If the next month is not very busy, we will be able to visit you.*

**Ex. 264.** Translate into English paying attention to the nominative absolute participial construction performing the function of an adverbial modifier of different types: Time permitting, we shall go for a walk. — Если время позволит, мы пойдем гулять.

1. Так как было очень поздно, собрание было закрыто.

2. Если погода позволит, мы пойдем на каток.

3. Так как все было готово, она решила отдохнуть.

4. Так как контракт не был подписан, переговоры были отложены.

5. Так как цены дорожали, они поспешили с доставкой груза.

6. Когда НДС повысился, все товары сразу выросли в цене.

7. Когда переговоры закончились, китайская делегация поехала домой.

8. Когда электронное письмо было напечатано, она отправила его немедленно.

9. Так как оставалось еще полчаса до отхода поезда, мы решили поужинать на вокзале.

10. Если погода будет благоприятной, мы можем плавать под парусом весь день.

11. Мы долго разговаривали: он задавал мне вопросы, а я на них отвечал.

12. Если условия позволят, я приеду к вам на лето.

13. Если время позволит, мы посетим эту выставку завтра.

14. Если пенсионный возраст повысят, безработица среди молодежи увеличится.

15. Если мама разрешит мне ехать на пикник с друзьями, мы будем делать шашлыки.

## TESTS FOR SELF CONTROL

### 1. Transcribe the words. Mind the four types of reading.

Perfume, petty, cup, Australia, lure, tune, illusion, sharp, knew, paw, pause, happy, delicious, cow, cold, careful, thief, tummy, path, belly, tray, few, law, dove, cube, tyre, mare, lucky, pass, lace, louse, dare, charming, hire, pure, joy, stew, Austria, wring, intelligent, serf, torture, knock, thirsty, extension, knit, wry, myth, sculpture, gaze, hurt, principle, icy, gent.

### 2. Write the sounds (the second column) for the given letter combinations. Give examples to prove (the third column).

Ai	[ ]	
Al + согл. (кроме m, f, v)	[ ]	
Oi	[ ]	
Oa	[ ]	
Ou	[ ]	
O + m, n, th, v	[ ]	
Ea	[ ]	
Eu	[ ]	
Ei	[ ]	
Igh	[ ]	
Ild	[ ]	
Ind	[ ]	
C + e, i, y	[ ]	
в остальных случаях	[ ]	
G + e, i, y	[ ]	
в ост. случаях	[ ]	
Gh	[ ]	
Ch, tch	[ ]	
Sh	[ ]	
Th в знаменат. словах	[ ]	
в служеб. словах	[ ]	
Wr	[ ]	
Wh	[ ]	

Who	[            ]	
Wor	[            ]	
War	[            ]	
Quar	[            ]	
Ture	[            ]	
Ph	[            ]	

### 3. Make the sentences negative.

1. Come to my place tonight.
2. Let him do it himself.
3. Let's sing the song together.
4. He has a parrot at home.
5. She has breakfast in bed.
6. They have got new friends.

### 4. Write in words.

1, 1й, 11, 2, 2й, 12, 12й, 3, 3й, 13, 4, 4й, 14, 40, 40й, 5, 15, 8, 8й, 86, 9, 9й, 90; 7,395,716 (= семь миллионов триста девяносто пять тысяч семьсот шестнадцать), 22 апреля, 30 мая, 1 января 2019 года, 1147 год, 2000 год, 1800, 9 мая 1945 года, 1 сентября 1939 года, 1905 год, Пётр I, Елизавета II.

### 5. Use articles where necessary.

1. ... mother and I are planning to go to ... country for ... few days.
2. What ... awful shoes!
3. There's ... small supermarket at ... end of ... street I live in.
4. He went away to ... South.
5. ... Johnsons lived in London.
6. What ... fine weather!
7. ... honey is sweet.
8. ... Hyde Park is a very large park in central London.
9. ... Statue of Liberty is at the entrance to ... New York harbour.
10. They are students at ... Liverpool University.
11. «Which cinema are you going to this evening?» «...Classic».
12. ... Broadway is in ... New York.

13. We flew to New York from ... Gatwick airport.
14. ... White House is in Washington.
15. ... Next year we are going skiing in ... Swiss Alps.
16. ... South of ... England is warmer than ... north.
17. ... Africa is much larger than ... Europe.
18. ... President Kennedy was assassinated in 1963.
19. ... President is ... most powerful person in ... United States.
20. ... Portugal is in ... western Europe.... Milan is in ... north of ... Italy.
21. I come to ... school by ...bus.
22. My favourite subject is ... history.
23. I was at ... home all day yesterday.
24. We arrived in ... Paris on ... third of August.
25. What time does your plane arrive? I'll come to ... airport in time.
26. Ankara is ... capital of ... Turkey.
27. Where are ... children? — In ... garden.

**6. Write the English equivalents for the following expressions. Mind the use of articles.**

1. Сказать правду.
2. Читать в оригинале.
3. Утром, вечером, днём.
4. Об этом не может быть и речи.
5. С одной стороны, с другой стороны.
6. Играть на скрипке.
7. Стыдно.
8. Приятно (это удовольствие).
9. Иметь зубную боль.
10. Иметь головную боль.
11. Быть в растерянности.
12. Громким голосом.
13. Тихим голосом.
14. Шёпотом.
15. Спешить.
16. Жалко (какая жалость).
17. Пешком.
18. По морю.

19. Бок о бок.
20. День за днём.
21. Целую вечность.
22. С первого взгляда.
23. Часами.
24. На свежем воздухе.
25. С головы до ног.
26. Завтракать.
27. Обедать.
28. На палубе.
29. Принимать близко к сердцу.
30. Терять мужество.
31. Уделять внимание.

### **7. Use the English equivalents of the following pronouns and adverbs.**

1. How much of this money is yours? — (Половина из них).
2. Are those people English? — (Большинство из них).
3. (Большинство) days I get up early.
4. I expect (большинство из вас) are very tired after your long journey.
5. Can you give me (какую-нибудь) information about places to see in the town?
6. With this special tourist bus ticket you can go (в любое место, которое тебе понравится, на любом автобусе).
7. Does (кто-нибудь) mind if I smoke?
8. Would you like (что-нибудь) to eat?
9. It is a No Parking area. (Любой) who parks here will have to pay a fine.
10. He left the house without saying (что-либо кому-либо).
11. Where are you going? — (Никуда).
12. How many children has he got? — (Нисколько).
13. What did you tell them? — (Ничего).
14. How much of this money is yours? — (Нисколько).
15. He always puts (много соли) on his food.
16. He's got so (много денег), he doesn't know what to do with it.
17. We didn't take (много фотографий) when we were on holiday.
18. He doesn't speak much English. Only (несколько слов).
19. I don't think Jill would be a good teacher. She's got (мало) patience with children.

**8. Translate into English using the Present Simple or the Present Continuous Tense.**

1. — Когда вы встаете?  
— Я встаю без четверти семь.
2. Мой брат работает в больнице.
3. Он врач.
4. — Твоя сестра говорит по-французски?  
— Нет.
5. Она говорит по-немецки, а ее муж говорит по-английски.
6. — Что делает той брат?  
— Он работает в институте.  
— А что он сейчас делает?  
— Он читает газету.
7. — Где Мэри?  
— Она в библиотеке. Она готовится к докладу.

**9. Use the verbs in brackets in the Present Simple or the Present Continuous Tense.**

1. Bad driving \_\_\_\_\_ many accidents. (cause).
2. Who is that man? What \_\_\_\_\_? (he/want).
3. Who is that man? Why \_\_\_\_\_ at us? (he/look).
4. Vegetarians \_\_\_\_\_ meat. (not/eat).
5. \_\_\_\_\_ this is your key. Am I right? (I/think).
6. Can you ring me back in half an hour? \_\_\_\_\_ dinner. (I/have).
7. How often \_\_\_\_\_ tennis? (you/play).
8. We can go out now. It \_\_\_\_\_ any more. (not/rain).
9. \_\_\_\_\_ to find a job at the moment but it's not easy. (I/try).
10. An atheist \_\_\_\_\_ in God. (not/believe).
11. Don't put the dictionary away. \_\_\_\_\_ it. (I/use).
12. \_\_\_\_\_ it. (I/need) Don't put the dictionary away.
13. «What \_\_\_\_\_ (You/do)?» «Be quiet! \_\_\_\_\_ (I/think).»
14. Have you got an umbrella? \_\_\_\_\_ to rain. (It/start).
15. Bees \_\_\_\_\_ honey. (make)
16. It is hard work carrying the bags. \_\_\_\_\_ very heavy. (they/be).
17. Look! He \_\_\_\_\_ (cry).



**10. Put the verbs into the correct form. Choose between the Present Perfect, the Past Simple, the Past Perfect and the Past Continuous Tenses.**

1. Jane \_\_\_\_\_ (wait) for me when I \_\_\_\_\_ (arrive).
2. What \_\_\_\_\_ (you / do) this time yesterday? I was asleep.
3. \_\_\_\_\_ (you / go) out last night? No, I was too tired.
4. How fast \_\_\_\_\_ (you/drive) when the accident \_\_\_\_\_ (happen)?
5. We were in a very difficult position. We \_\_\_\_\_ (not / know) what to do.
6. I haven't seen Alan for ages. When I last \_\_\_\_\_ (see) him, he \_\_\_\_\_ (try) to find a Job in London.
7. When I was young, I \_\_\_\_\_ (want) to be a bus driver.
8. Nick \_\_\_\_\_ (do) his home-work by seven o'clock yesterday.
9. We \_\_\_\_\_ (bring) a lot of berries from the wood. Now we shall make jam.
10. You \_\_\_\_\_ ever \_\_\_\_\_ (see) the Pyramids?
11. I \_\_\_\_\_ (go) to the Caucasus two years ago.
12. When Nick \_\_\_\_\_ (come) home yesterday, his mother \_\_\_\_\_ (return) and \_\_\_\_\_ (cook) dinner in the kitchen.
13. He \_\_\_\_\_ (go) to the cinema yesterday. He \_\_\_\_\_ already \_\_\_\_\_ (be) to the cinema this week.
14. When I \_\_\_\_\_ (come) to the station yesterday, I \_\_\_\_\_ (learn) that my train \_\_\_\_\_ already \_\_\_\_\_ (leave).
15. By the time they \_\_\_\_\_ (arrive) at the stadium, the football match already \_\_\_\_\_ (begin).

**11. Make sentences from the words in brackets. Put the verbs into the correct tense form: present perfect or present perfect continuous, past perfect or past perfect continuous.**

1. Amanda is sitting on the ground. She is out of breath. *She has been running.* (She/run).
2. Where is my bag? I left it under this chair. \_\_\_\_\_ (Somebody / take / it).
3. We were all surprised when Jenny and Andy got married last year. (They/only/know/each other/ a few weeks).
4. It is still raining. I wish it would stop. \_\_\_\_\_ (It / rain / all day).
5. Suddenly I woke up. I was confused and didn't know where I was. \_\_\_\_\_ (I / dream).
6. I wasn't hungry at lunchtime, so I didn't have anything to eat. \_\_\_\_\_ (I / have / a big breakfast).

7. Every year Robert and Tina spend a few days at the same hotel by the sea. \_\_\_\_\_ (They / go / therefor years).

8. Next week Gary is going to run in a marathon. \_\_\_\_\_ (he / train / very hard for it).

9. I've got a headache. \_\_\_\_\_ (I / have / it / since I got up).

**12. Put the verbs into the correct tense form: past simple, past continuous, past perfect or past perfect continuous.**

1. When I got home, Bill ... (lie) on the sofa. The television was on, but he ... (not watch) it. He ... (fall) asleep and ... (snore) loudly. I ... (turn) the television off and just then he ... (wake up).

2. Last night I ... just (go) to bed and ... (read) a book when suddenly I ... (hear) a noise. I ... (get) up to see what it was, but I ... (not see) anything, so I ... (go) back to bed.

3. I ... (meet) Peter and Lucy yesterday as I ... (walk) through the park. They ... (be) to the Sports Centre where they ... (play) tennis. They ... (go) to a café and ... (invite) me to join them, but I ... (arrange) to meet another friend and ... (not have) time.

4. Yesterday afternoon Sarah ... (go) to the station to meet Paul. When she ... (get) there, Paul ... already (wait) for her. His train ... (arrive) early.

**13. Open the brackets. Put the verbs into the correct tense form.**

1. Everything is going well. We ... (not to have) any problems so far.

2. Lisa ... (not to go) to work yesterday. She wasn't feeling well.

3. Look! That man over there ... (to wear) the same sweater as you.

4. I still don't know what to do. I ... (not to decide) yet.

5. Jane had a book open in front of her but she ... (not to read) it.

6. After leaving school, Tim ... (to get) a job in a factory.

7. I need a new job. I ... (to do) the same job for too long.

8. «You look tired.» «Yes, I ... (to play) basketball.»

9. Where ... (to come) from? Are you American?

10. «Where ... you (to go)?» «Just to the post box. I want to post these letters.»

11. I'm looking for Paul. ... you ... (to see) him?

12. Catherine ... (to wait) for me when I ... (to arrive).

13. Please, don't disturb me now. I ... (to work).

14. You are out of breath. ... you ... (to run)?
15. How long ... you ... (to have) your car? When ... you ... (to buy) it?
16. I ... (to have) a Mercedes for 7 years. Then I ... (to buy) a Toyota.
17. We ... (to live) in St. Petersburg for 3 years. After that we ... (to move) to Moscow.
18. I ... (to study) at Moscow university for a year before I ... (to go) to Cambridge.
19. I ... (to drop) my key when I ... (to try) to open the door.
20. It wasn't her first game of tennis. She ... (to play) many times before.
21. I couldn't get into the house because I ... (to lose) my key.
22. The house was dirty because we ... (not to clean) it for weeks.
23. Ann was exhausted yesterday evening because she ... (to ski) in the afternoon.
24. George decided to go to the doctor because he ... (not to feel) well.
25. How long ... it ... (to take) you to find your first job when you just started your career?
26. It's usually dry here at this time of the year. It ... (not to rain) much.
27. When I first ... (to tell) Tom the news, he ... (not to believe) me. He ... (to think) that I ... (to joke).

#### 14. Choose the correct verb form.

1. Linda is from Australia. She is travelling round Europe at the moment. She began her tour three months ago. She \_\_\_\_\_ (travel / for three months). She \_\_\_\_\_ (visit / six countries so far).
2. Jimmy is a tennis player. He began playing tennis when he was ten years old. This year he is national champion again — for the fourth time. He \_\_\_\_\_ (win / the national championship four times) He \_\_\_\_\_ (play tennis / since he was ten).
3. Look! Somebody \_\_\_\_\_ (break) that window.
4. You look tired. \_\_\_\_\_ (you / work) hard?
5. Tim always wears the same jacket. It's a very old jacket. You ask him: How long \_\_\_\_\_ (you / have) that jacket?
6. The man sitting next to me on the plane was very nervous. It was his first flight. He \_\_\_\_\_ (never / fly) before.
7. A friend of yours is having driving lessons. You ask him: How long \_\_\_\_\_ (you / have) driving lessons?

8. «Do you still smoke?» «No, I gave it up. I \_\_\_\_\_ (not / smoke) for five years.»
9. The weather is awful. It \_\_\_\_\_ (rain) all day.
10. Kate is learning Italian. How long \_\_\_\_\_ (she / learn)? When \_\_\_\_\_ (she / start) learning?
11. He knows Martin. How long \_\_\_\_\_ (he / know) him? When \_\_\_\_\_ (he / first meet) him?
12. Tom's father \_\_\_\_\_ (do) the same job for 20 years.
13. Mary \_\_\_\_\_ (go) to Australia for a while but she is back again now.
14. «Where's Ken?» «He \_\_\_\_\_ (go) out. He'll be back in about an hour.»
15. I ..... (have) a headache earlier but I feel fine now.
16. I offered Sue something to eat but she wasn't hungry. She \_\_\_\_\_ (just / have) breakfast.
17. Look! There's an ambulance over there. There \_\_\_\_\_ (be) an accident.
18. The police \_\_\_\_\_ (arrest) three people but later they let them go.
19. How many plays \_\_\_\_\_ (Shakespeare / write)?
20. I invited Rachel to the party but she couldn't come. She \_\_\_\_\_ (arrange) to do something else.
21. «Ow! I.....(cut) my finger. It's bleeding.» «Really? How ..... (that / happen)?»
22. «Your hair looks nice. .... (you / have) a haircut?» «Yes» «Who \_\_\_\_\_ (cut) it? \_\_\_\_\_ (you / go) to the hairdresser?» «No, a friend of mine \_\_\_\_\_ (do) it for me.»
23. Where \_\_\_\_\_ (you / be) yesterday evening?
24. Diane \_\_\_\_\_ (be) at work yesterday.
25. \_\_\_\_\_ (you / have) a holiday recently?
26. When I \_\_\_\_\_ (get) home last night, I \_\_\_\_\_ (be) very tired and I \_\_\_\_\_ (go) straight to bed.
27. Mr Clark \_\_\_\_\_ (work) in a bank for 15 years. Then he gave it up.
28. I had arranged to meet Tom in a restaurant. I arrived and waited for him. After 20 minutes I suddenly realized that I was in the wrong restaurant. I \_\_\_\_\_ (wait) for 20 minutes when I \_\_\_\_\_ (realize) I \_\_\_\_\_ (make a mistake).
29. Molly lives in Dublin. She \_\_\_\_\_ (live) there all her life.
30. \_\_\_\_\_ you should go on a diet. You are overweight (I / think).
31. Can we meet in an hour? \_\_\_\_\_ a shower now (I / have).
32. «What \_\_\_\_\_ (you / do) at this time here?» «Don't disturb me! \_\_\_\_\_ (I/think). I \_\_\_\_\_ to concentrate(try).»

33. I \_\_\_\_\_ (drive) to work yesterday when two children \_\_\_\_\_ (step) out into the road in front of me.

34. How fast \_\_\_\_\_ (you / drive) when the accident \_\_\_\_\_ (happen)?

35. When I was a child, I \_\_\_\_\_ to be a hairdresser (want).

36. \_\_\_\_\_ about 50 piano ragtimes (Scott Joplin / write).

37. «What \_\_\_\_\_ this time yesterday? (you / do)» «I ... .. the mess (clear up).»

38. A vet \_\_\_\_\_ people (not / treat). He \_\_\_\_\_ animals (cure).

39. \_\_\_\_\_ traditional paintings (Pablo Picasso / not create).

40. He \_\_\_\_\_ in a car that \_\_\_\_\_ for him outside (escape / wait).

41. The robber claimed that he \_\_\_\_\_ a bomb in his bag (have).

42. Everyone \_\_\_\_\_ a good time when suddenly things \_\_\_\_\_ to go wrong (have / start).

43. I \_\_\_\_\_ to the news on the radio when the phone \_\_\_\_\_ (listen / ring).

44. I \_\_\_\_\_ to get up this morning. (not want) It \_\_\_\_\_ and it was cold, and my bed was so warm (rain).

45. I \_\_\_\_\_ hello to the children, but they didn't say anything because they \_\_\_\_\_ television (say / watch).

46. I \_\_\_\_\_ a friend while I \_\_\_\_\_ the shopping (meet / do).

### 15. Translate into English. Be careful with the use of verb tense forms.

1. Где ты был всё это время? Мы искали тебя повсюду.

2. О чём ты сейчас думаешь?

3. Я думаю о твоём решении с тех пор, как мы расстались.

4. Я думаю, я слышу какой-то странный звук.

5. Он уже закончил первую главу диссертации и пишет вторую.

6. Международная ситуация становится всё хуже и хуже.

7. Представление начинается через десять минут. Давай поторопимся.

8. Завтра утром он улетает в Нью-Йорк.

9. В этом году они проводят каникулы на побережье.

10. Она постоянно прерывает меня!

11. Снег тает при температуре ноль градусов Цельсия.

12. Не кричи. Я тебя хорошо слышу.

13. Когда я уехала на дачу, мой брат всё ещё работал.

14. Дети уже давно спали, когда мы вернулись домой.

15. Что ты делал вчера в 8 часов утра? — Я был в больнице и осматривал больных.

16. Когда разразилась война, они жили в Новгороде.

17. К 12 часам он уже говорил больше часа. Это было очень длинное выступление.

18. Она осталась в гостинице, т.к. у неё болела голова, а мы отправились осматривать город.

19. В юности я, бывало, ходил на охоту с отцом.

20. Я обедал в столовой вчера.

21. Становилось жарко, и мы решили искупаться.

22. Я вас ждал с трёх до четырёх, а потом ушёл.

23. Едва успели мы прибрать комнату, как пришли гости.

24. Как только ветер прекратился, стало снова тепло.

25. К счастью, он не заметил её красных глаз и не догадался, что она плакала.

26. Не успели мы проехать два километра, как лопнула шина. (tyre)

### **16. Open the brackets using the passive voice.**

1. At the last competition the first prize (to win) by our team.

2. Your report must (to divide) into two chapters.

3. Soon he (to send) to a sanatorium.

4. The book already (to discuss) at the conference.

5. The speech (to prepare) the whole evening yesterday.

6. The article (not to publish) this week yet.

7. I hope the invitation (to accept) by everybody tomorrow and there will be a lot of people at the party.

### **17. Form sentences in the passive.**

1. 200 houses / build / last year.

2. 4,000 books / sell / last week.

3. the post / deliver / at 8.00 every morning.

4. Mercedes cars / not make / in Sweden.

5. four people / arrest / at yesterday's football match.

6. Buckingham Palace / open to the public / in 1995.

7. the new bridge / not build / next year.

8. There's somebody behind us. I think / we / follow.

9. My car has disappeared. It / steal!

10. I was mugged on my way home a few nights ago. ... you / ever / mug?

### **18. Transform from the active into the passive voice.**

1. We often speak about her.
2. We were thinking about our friend the whole evening.
3. The doctor will operate on him next week.
4. Nobody slept in the bed.
5. The neighbour has already asked for the telegram.
6. Everybody listened to the lecturer with great attention.
7. The young mothers looked after their babies with great care.
8. They are discussing the film now.
9. Somebody is knocking at the door.
10. They talk a lot about his last play.
11. They will wait for John.
12. They are laughing at him.
13. He has not looked through his article yet.
14. Somebody is cleaning the room now.
15. How do people learn languages?

### **19. Translate into English using the passive voice.**

1. Его пошлют в Гарвард. (Harvard)
2. Их всегда приглашают на день рождения Ани.
3. Об этом фильме много говорили.
4. В музее нам только что показали много прекрасных картин.
5. Его никогда не хвалили. (to praise — хвалить)
6. За нами идут. (следуют)
7. Это сочинение было написано на прошлой неделе.
8. Все ваши сочинения будут возвращены на будущей неделе.
9. На вокзале его всегда встречают друзья.
10. Эту статью написал один английский журналист.
11. Статья была переведена без ошибок.

### **20. Put the verbs in brackets into the correct form, active or passive.**

1. This room looks different. \_\_\_\_\_ (you / paint) it?
2. The man next door disappeared six months ago. Nobody \_\_\_\_\_ (see) him since then.

3. Why \_\_\_\_\_ (Bill / sack) from his job? What did he do wrong?
4. Why \_\_\_\_\_ (Sue / resign) from her job? Didn't she enjoy it?
5. The boat \_\_\_\_\_ (sink) quickly but fortunately everybody \_\_\_\_\_ (rescue).
6. Ron's parents \_\_\_\_\_ (die) when he was very young. He and his sister \_\_\_\_\_ (bring) up by their grandparents.
7. The letter \_\_\_\_\_ (post) a week ago and it \_\_\_\_\_ (arrive) yesterday.
8. The park gates \_\_\_\_\_ (lock) at 6.30 p.m. every evening.
9. While I was on holiday, my camera \_\_\_\_\_ (disappear) from my hotel room.
10. While I was on holiday, my camera \_\_\_\_\_ (steal) from my hotel room.

**21. Choose the correct modal verb.**

1. You ... ring the bell, the door is open.
  - a) mustn't;
  - b) needn't;
  - c) can't;
  - d) couldn't.
  
2. You ... ring the bell, you might wake the baby.
  - a) mustn't;
  - b) needn't;
  - c) can't;
  - d) oughtn't.
  
3. You ... ring the bell; you are too small to reach it.
  - a) mustn't;
  - b) needn't;
  - c) can't;
  - d) oughtn't.
  
4. She is very rich, she ... to work for her living.
  - a) needn't;
  - b) mustn't;
  - c) doesn't have
  - d) oughtn't



5. — Have you fixed the time of the meeting? — Yes, we ... to meet at 7 tonight.
- a) have;
  - b) are;
  - c) ought;
  - d) could.
6. ... you stand on your head?
- a) may;
  - b) must;
  - c) can;
  - d) could.
7. ... I smoke here?
- a) may;
  - b) ought;
  - c) might;
  - d) must.
8. There were no buses. We ... to take a taxi.
- a) had;
  - b) were;
  - c) ought;
  - d) must.
9. You look ill. You ... to see a doctor.
- a) may;
  - b) should;
  - c) ought;
  - d) must.
10. He ... be at home in French, he has lived in France since his childhood.
- a) must;
  - b) might;
  - c) can;
  - d) ought.

11. I'm afraid this dress ... not wear well.

- a) ought;
- b) should;
- c) must;
- d) might.

12. They don't expect her to return in time, she warned them she ... be late.

- a) must;
- b) may;
- c) might;
- d) will be.

13. Now Cathy has to go to college, ... she?

- a) hasn't;
- b) has;
- c) doesn't;
- d) does.

14. She ... do any jobs about the house. She has a woman in to do the cleaning.

- a) mustn't;
- b) doesn't need;
- c) needn't;
- d) doesn't have.

15. Nobody could break the safes, ....

- a) could he;
- b) could they;
- c) did they;
- d) couldn't they.

16. It's your own fault you crashed the car. You ... been driving so fast.

- a) might not have;
- b) may not have;
- c) shouldn't have;
- d) oughtn't.

17. It's very late. The children ... be sleeping.

- a) needn't;
- b) must;

- c) can't;
- d) mustn't.

18. We ... finish the project by Friday or else we will lose the client.

- a) might;
- b) needn't;
- c) have to;
- d) can't.

19. Michael isn't in the office. He ... be in the canteen.

- a) might;
- b) couldn't;
- c) can't;
- d) ought.

20. Lucy has a twisted ankle. She ... gone skiing.

- a) might;
- b) couldn't;
- c) can't have;
- d) ought to have.

21. The north of England ... get very cold during the winter.

- a) ought to;
- b) can;
- c) could;
- d) should.

22. Lucy's eyes are red and she looks exhausted. She must ... for her exam all night.

- a) be preparing;
- b) have prepared;
- c) have been preparing;
- d) prepare.

23. You ... have paid the whole bill for the dinner. I could have paid for myself.

- a) didn't need to;
- b) couldn't;
- c) might;
- d) needn't.

24. You ... bring your tent with you. We can both sleep in mine.

- a) can't;
- b) don't need to;
- c) needn't have;
- d) mustn't.

25. — Why are your parents late? — Well, they ... missed the 7 o'clock train.

- a) could have been;
- b) might have;
- c) should;
- d) needn't.

### **21. Translate into English paying attention to the meanings of modal verbs.**

1. У тебя такие большие чемоданы. Тебе не надо было привозить так много тёплой одежды. Я мог бы одолжить тебе кое-что из своей.

2. Тебе не надо делать домашнее задание сегодня. Завтра же воскресенье.

3. Не может быть, чтобы этот мост был уже построен.

4. Почему ты не сказал мне, что она попала в аварию? Ты мог бы позвонить мне вчера.

5. Так как проект был завершён вовремя, Тиму не пришлось работать сверхурочно.

6. На прошлой неделе владелец квартиры удвоил ренту. Они, наверное, ищут другое жильё.

7. Кормить животных запрещено.

8. Парковка запрещена.

9. Мы должны были встретиться в пять, но он не пришёл.

10. Тебе следует прибраться в квартире. Здесь беспорядок.

11. Чтобы вступить в этот клуб, нужно заплатить 20 евро.

12. Извините, я должен идти. Становится поздно.

13. Мы должны заботиться об окружающей среде.

14. Нет необходимости заказывать столик заранее.

15. — Как можно расплатиться? — Вы можете заплатить наличными или картой.

16. Она могла прекрасно кататься на коньках, когда ей было всего пять лет.

17. Ты умеешь стоять на голове? — Я мог, когда был подростком.

18. Можно я закурю? — Нет нельзя. Это зал для некурящих.

19. Я смог успеть на девятичасовой поезд, хотя вышел из дома поздно.

20. У женщины был шок, и она не смогла описать вора полиции.

**23. Complete the sentences using can, could or be able to in the correct form.**

1. George has travelled a lot. He ... speak four languages.

2. I ... sleep very well recently.

3. Sandra ... drive but she hasn't got a car.

4. I can't understand Martin. I've never ... understand him.

5. I used to ... stand on my head but I ... do it now.

6. I can't see you on Friday but I ... meet you on Saturday morning.

7. Ask Catherine about your problem. She might ... help you.

8. She ... visit her friends every day before her marriage, but now she has a far busier life.

9. The fishing boat sank but fortunately the fisherman ... swim to the shore.

10. He was very strong. He ... lift heavy weights easily.

**24. Translate into Russian. Mind the Sequence of Tenses.**

1. I knew that you were ill.

2. I knew that you had been ill.

3. We found that she left home at eight o'clock every morning.

4. We found that she had left home at eight o'clock that morning.

5. We were sure his new picture would be a masterpiece.

**25. Choose the correct variant. Mind the Sequence of Tenses.**

1. He said he (is staying, was staying) at the "Ritz" Hotel.

2. They realized that they (lost, had lost) their way in the dark.

3. He asked me where I (study, studied).

4. I thought that I (shall finish, should finish) my work at that time.

5. He says he (works, worked) at school two years ago.

6. Victor said he (is, was) very busy.

7. My friend asked me who (is playing, was playing) the piano in the sitting-room.

8. He said he (will come, would come) to the station to see me off.

9. I think the weather (will be, would be) fine next week.

## 26. Open the brackets. Mind the Sequence of Tenses.

1. He said he (to leave) tomorrow morning.
2. She says she already (to find) the book.
3. He stopped and listened: the clock (to strike) five.
4. She said she (can) not tell me the right time, her watch (to be) wrong.
5. I asked my neighbour if he ever (to travel) by air before.
6. The policeman asked George where he (to run) so early.
7. I knew they (to wait) for me at the metro station and I decided to hurry.
8. I didn't know that you already (to wind) up the clock.
9. I was afraid that the little girl (not to be) able to unlock the front door and (to go) upstairs to help her.
10. He says that he (to know) the laws of the country.

## 27. Translate into English. Mind the Sequence of Tenses.

1. Я знал, что моя сестра изучает французский язык, и думал, что она поедет в Париж.
2. Я знал, что ты мне звонил.
3. Я думал, что ты в Москве.
4. Я не знал, что ты уже вернулся в Санкт-Петербург.
5. Я думал, что он подождет меня.

## 28. Write the English equivalents of the following introductory verbs and make up ten examples to illustrate their use in the reported speech.

Допускать

Отрицать

Умолять

Восклицать

Жаловаться

Настаивать

Советовать (2 варианта)

Предлагать

Скомандовать

Обвинять кого-либо в чем-либо

Объяснять

Приглашать

Угрожать

Отказываться

Соглашаться

Хвастать

Приказывать

Обещать

Напоминать

Предупреждать

Извинять за

**29. Define the type of conditional sentences, then open the brackets. Pay attention to the use of conditional clauses.**

1. You will never finish your work if you (to waste) your time like that.
2. If you (to do) your morning exercises every day, your health would be much better.
3. If he is not very busy, he (to agree) to go to the museum with us. If I (not to be) present at the lesson, I should not have understood this difficult rule.
4. If they (to know) it before, they would have taken measures.
5. If I (to sign) this contract, I shall be glad.
6. If I (to have) more money, I should gladly lend it to you.
7. If she (to ask) me yesterday, I should certainly have told her all about it.
8. If you had not wasted so much time, you (not to miss) the train.
9. If you (not to miss) the train, you would have arrived in time.
10. You (not to miss) the teacher's explanation if you had arrived in time.
11. You would have understood the rule if you (not to miss) the teacher's explanation.
12. If you (to understand) the rule, you would have written the test-paper successfully.
13. If you had written the test-paper successfully, you (not to get) a bad mark.
14. I (not to do) it if you did not ask me.

**30. Make up unreal conditional sentences based on the situations below.**

1. You left the child alone in the room, so he hurt himself. If ...
2. Why didn't you watch the child? It fell from the sofa. If ...
3. They had just been to the Mediterranean, so they looked very sun-tanned. If ...
4. There was no sugar left, so we had to go to the shop late in the evening. If ...
5. You cannot enjoy the concert because you have a headache. If ...
6. We won't go to see them because it is cold and windy. If ...
7. Naturally she was angry, because you were in her way. If ...

**31. Open the brackets. Mind the use of verb tense forms after «wish».**

1. I wish I (to speak) Portuguese.
2. I wish I (not to watch) a horror film in the evening: I could not sleep half the night.

3. I wish you (to read) more in future.
4. I wish I never (to suggest) this idea.
5. I wish I (to have) longer holidays.
6. I wish we (to meet) again next summer.
7. I wish I (to discuss) the problem with the teacher when I first felt that my graduation theses was going in the wrong direction.

### **32. Complete the sentences using Complex Object.**

**E.g.:** «Type the letters», said the manager to me. — *The manager wanted me to type the letters.*

1. «Wait for me after the meeting», said Ann to me. — Ann wanted...
2. «Discuss the schedule», the director said to the secretary. — The director wanted...
3. «It will be very good if you study English», said my boss to me. — My boss wanted...
4. «Don't sign the contract», said CEO to us. Our CEO did not want...
5. «Lock the door», she said to him. — She told...
6. Why don't you come and stay with us for a few days? — They invited him...
7. «Can I use your phone?» «No!» — She wouldn't let...
8. «Be careful.» — She warned...
9. «Can you give me a hand?» — He asked...
10. Our chief said I could use the company car. — Our chief allowed...
11. I was surprised that labour costs were growing. — I didn't expect...
12. Don't stop him doing what he wants. — Let...
13. He looks older when he wears glasses. — Glasses make...
14. I think you should know the truth. — I want...
15. Don't let me forget to phone our customers. — Remind...
16. At first I didn't want to apply for the job but Sarah persuaded me. — Sarah persuaded...
17. My lawyer said I shouldn't say anything to the police. — My lawyer advised...
18. I was told that I shouldn't believe everything he says. — I was warned...
19. If you've got a car, you are able to travel round more easily. — Having a car enables...



### 33. Translate into English using Complex Object.

*E.g. The manager made me work long hours.*

1. Я хочу, чтобы вы представили годовой отчёт в понедельник.
2. Мне бы хотелось, чтобы вы подробнее рассказали об ассортименте продукции.
3. Я не хочу, чтобы транспортные расходы выросли вдвое.
4. Я рассчитываю, что заказ будет доставлен завтра.
5. Она не рассчитывала, что они вернутся так поздно.
6. Я знаю, что он успешный бизнесмен.
7. Я знала, что он удачливый предприниматель.
8. Мы не рассчитывали, что вы так много сделаете.
9. Мы не знали, что товар был повреждён во время доставки.
10. Мы рассчитываем, что вы нам поможете.
11. Она не любит, когда я с ней спорю.
12. Она не любила, чтобы мы приходили поздно.
13. Он терпеть не может, когда я опаздываю.
14. Я ненавижу, когда ты забываешь свои обязанности.
15. Исполнительный директор заставил нас работать в выходные.
16. Заставьте его тщательно просмотреть все счета.
17. Не заставляйте их работать допоздна. Это бесполезно.
18. Необходимо заставить понять каждого всю ответственность, возложенную на нас.

### 34. Paraphrase the following sentences using Complex Subject.

*E.g. It is believed that lower prices increase sales. — Lower prices are believed to increase sales.*

*Everybody knows that this millionaire invested most of his capital in information technologies. — This millionaire is known to have invested most of his capital in information technologies.*

1. We know this venture capitalist to be a very risky man.
2. People consider Medical Technology to have very high return on investment.
3. It was announced that the Chinese stockholders were arriving the next week.
4. It is expected that the joint venture will be a success.
5. It is said that the payback period of space ventures (projects) is very long.
6. It is believed that their brand was initially based on middle-priced cars.
7. It is supposed that the demand for this product will be constantly increasing.

8. It is reported that the flood has caused much damage to the crops.
9. It was supposed that the crops would be rich that year.
10. It has been found that this mineral water is very good for the liver.
11. Scientists consider that electricity exists throughout space.
12. It is said that the weather in Europe was exceedingly hot last summer.
13. It was reported that five ships were missing after the storm.

### **35. Translate into English using Complex Subject.**

1. Предполагают, что заседание закончится в десять часов.
2. Полагают, что они знают об этом больше, чем хотят показать.
3. Интернет аукцион оказался самым большим рынком в мире.
4. Говорят, что он работает над своим изобретением уже несколько лет.
5. Говорят, что эта статья переведена на все языки мира.
6. Вы, кажется, хорошо подготовились к докладу.
7. Как известно, Стив Джобс придавал большое значение дизайну и внешнему виду компьютера.
8. Никак не ожидали, что командировка окажется такой долгой.
9. Оказалось, что мы уже когда-то встречались.
10. Условия работы оказались более трудными, чем предполагалось.
11. Вы случайно не знаете этого человека?
12. Новые автобусы оказались очень удобными.
13. Деньги, оказывается, не интересуют их.
14. Оказалось, что это развлекает полицейского.
15. Похоже, что он выиграет приз.
16. Эта рекламная компания обязательно будет иметь успех.
17. Эта дизайнерская одежда вряд ли практична в носке.

# GRAMMAR RULES IN ENGLISH

## The simple tenses

### *The Present Simple Tense*

#### **Formation:**

+ We form positive sentences with the 1-st form of the notional verb or the 1-st form of the main verb plus the ending –s in the 3d person singular.

? In questions we place the auxiliary verb **Do** or **Does** before the subject and the main verb after the subject.

- In negative sentences, we use the negative particle **NOT** after the auxiliary verb **Do** or **Does** (in the 3-d person singular).

**Indicators:** usually, often, sometimes, as a rule, every day, normally, frequently, seldom, rarely, generally.

#### **Use:**

We use the Present Simple tense to indicate:

1. Habits, repeated actions and permanent states: *Kurt works for a tourist agency. He sends people on tours all over the world.*

2. Timetables and programmes (in the future): *The train leaves at 6 a.m. tomorrow. Her flight arrives in 30 minutes.*

3. Laws of nature or general truths: *The sun rises in the east. Snow melts at zero degrees Centigrade.*

4. Sports commentaries and narrations: *Beckham wins the ball, crosses and Owen scores. She overtakes and wins the race.*

### *The Past Simple Tense*

#### **Formation:**

+ We form positive sentences with the 2-nd form of irregular verbs and the ending –**ed** with regular verbs.

? In questions we place the auxiliary verb **did** before the subject and the 1-st form of the main verb after the subject.

- In negative sentences, we use the negative particle **NOT** after the auxiliary verb **Did** and the 1-st form of the main verb. **Indicators:** yesterday, last, ago, in 1998.

### **Use:**

*The Past Simple tense is used to express:*

1. Finished actions in the past if we know their time (and place): *I left home at 7 a.m. yesterday.*
2. Repeated actions in the past: *I went swimming every day last summer.*
3. A succession of past actions: *He woke up, washed his face, dressed and walked to university.*

## ***The Future Simple Tense***

### **Formation:**

+ We form positive sentences with the auxiliary verb **will** and the main verb in the first form.

? In questions we place the auxiliary verb **will** before the subject and the 1-st form of the main verb after the subject.

- In negative sentences, we use the auxiliary verb **will** with the negative particle **NOT** (*won't*) and the 1-st form of the main verb.

### **Use:**

*The Future Simple tense is used to express:* Spontaneous intentions and decisions: *The phone is ringing. — Don't worry, I'll answer it.*

1. Promises, warnings, and threats: *You can tell me your secret, I won't tell anyone.*
2. Predictions based on the speaker's opinion: *I think it'll rain today.*
3. Inevitable events in the future: *She will be two next month.*
4. Requests and offers: *Will you help me, please? Shall I show you round the city?*

## **The continuous tenses**

### ***The Present Continuous Tense***

### **Formation:**

+ We form positive sentences with the present tense of the verb «to be» (am, is, are) and Participle I (-ing form) of the main verb.

? In questions we place the auxiliary verb “to be” before the subject and Participle I (-ing form) of the main verb after the subject.

- In negative sentences, we use the negative particle **NOT** after the auxiliary verb **To be** and Participle I. **Indicators:** now, at the moment, still.

### **Use:**

*The Present Continuous tense is used to express:*

1. Temporary actions and actions which are going on now or around now:  
*What book are you reading now? We are decorating the kitchen this week.*
2. Future personal arrangements: *He is leaving for Moscow tomorrow.*
3. Irritation and criticism (with “always” and “constantly”): *He is constantly smoking.*
4. Developing situations: *The air pollution is getting worse and worse.*

## ***The Past Continuous Tense***

### **Formation:**

+ We form positive sentences with the auxiliary verb “to be” in the Past Simple (was/were) and Participle I (-ing form) of the main verb.

? In questions we place the auxiliary verb “to be” before the subject and Participle I (-ing form) of the main verb after the subject.

- In negative sentences, we use the negative particle **NOT** after the auxiliary verb “to be” and Participle I of the main verb.

**Indicators:** at 5 o'clock yesterday, from 5 to 7, the whole, while, still; [past continuous] + (*when* past simple).

### **Use**

*The Past Continuous tense is used to express:*

1. An action going on at a definite moment in the past. We don't mention when the action started or finished: *What were you doing at this time yesterday? At 12 last night we were driving home from the airport.*
2. When there are 2 actions in the past: one is long (PC), and the other is short (PS): *Everybody was enjoying the party when things started to go wrong. I was still cooking when the guests arrived.*
3. When there are two long simultaneous actions in the past: *While I was standing in the queue, I was talking with my friend on the phone.*

## ***The Future Continuous Tense***

### **Formation:**

+ We form positive sentences with the auxiliary verbs **will be** and Participle I (-ing form) of the main verb.

? In questions we place the auxiliary verb **will** before the subject, the auxiliary verb

**be** and Participle I (-ing form) of the main verb.

- In negative sentences, we use the auxiliary verb **will** with the negative particle **NOT** (*won't*), the auxiliary verb **be** and Participle I (-ing form) of the main verb. **Indicators:** at noon, at 5 o'clock, at that moment, from 5 to 7, at 3 o'clock tomorrow; [future continuous] + (*when* present simple).

**Use:**

*The Future Continuous tense is used to express:*

1. Activities that will be in progress at a definite point of time. The action will start before that point of time and will continue after it. The point in time can be expressed with time phrases or by another action in the Present Simple: *At last I am on holiday! This time tomorrow I will be lying on the beach on the Mediterranean coast.*

2. Actions which will happen in the normal course of events. It refers to routine activities: *I will be visiting my grandparents at the weekend.*

## **The perfect tenses**

### ***The Present Perfect Tense***

**Formation:**

+ We form positive sentences in the Present Perfect tense with the auxiliary verb "have" (has in the 3d person singular) and the 3d form of the main verb (= Participle II of the notional verb)

? In questions we place "have"/ "has" before the subject.

- In negative sentences we place "not" after "have"/ "has".

**Indicators:**

Ever, never, just, already, yet, lately, recently, for, since, today, this week, always, how long.

**Use:**

We use the Present Perfect to express:

1. A completed action, a result. Its time is not known and is not important: *She has just graduated from the university.*

2. Experience, knowledge acquired: *Sue has traveled a lot.*

3. An action within a period of time which is not over yet: *I've seen him twice today. She has already been to the cinema this week.*

4. An action which began in the past, has continued up to the present and is still going on (with state verbs only!). "For" is used to show how long the action has lasted and "since" indicates the starting point of the action: *We've known each other since school. They haven't been here for years. I've always wanted to go there (always = since birth).*

## *The Past Perfect Tense*

### **Formation:**

+ We form positive sentences in the Past Perfect tense with the auxiliary verb “had” and the 3d form of the main verb (Participle II of the notional verb)

? In questions we place “had” before the subject.

- In negative sentences we place “not” after “had”.

### **Use:**

The Past Perfect Tense expresses an action completed before a certain moment in the past, this certain moment is expressed:

1. By an adverbial modifier of time with the preposition “by”: *Jennifer had completed the project by 6 p.m. yesterday.*

2. By a time clause in the Past Simple Tense (by the time, before, as soon as):  
*By the time / when I had walked 10 km I was absolutely exhausted.*

The Past Perfect is not used to denote a succession of actions. In this case the Past Indefinite is used.

The Past Perfect is used with the conjunctions:

Hardy ... Scarcely ... Nearly ... Barely ...	+ past perfect	(when + past simple)
---	----------------	----------------------

[No sooner + past perfect] (than + past simple)

*He had hardly done it when they came. / Hardly had he done it when they came. No sooner they had arrived than it started to rain. / No sooner had they arrived than it started to rain.*

## *The Future Perfect Tense*

### **Formation:**

+ We form positive sentences with the auxiliary verbs “will have” and the 3d form of the main verb (Participle II of the notional verb)

? In questions we place “will” before the subject.

- In negative sentences “not” is placed after “will”, and the short form is read like “won’t”.

### **Use:**

The Future Perfect tense expresses an action completed before a definite moment in the future. This definite moment in the future is expressed by an adverbial modifier of time with the preposition “by”. But this tense cannot be used in time clauses with the following expressions: *when, while, before, after, as soon as, if, unless, etc.*: *They will have finished their course by the end of June.*

## **The perfect continuous tenses**

### ***The Present Perfect Continuous Tense***

#### **Formation:**

+ We use the auxiliary verbs **HAVE BEEN** or **HAS BEEN** and the main verb with **-ING** to form positive sentences in the Present Perfect Continuous tense.

? In questions we place the **1-st** auxiliary verb **HAVE** or **HAS** before the subject.

- In negative sentences we place the negative particle **NOT** after the 1-st auxiliary verb **HAVE** or **HAS**.

**Indicators:** since, for, already.

#### **Use:**

1. We use the Present Perfect Continuous tense to indicate the duration of the action which began in the past, has been going on up to the present and is still going on: *We've been studying English for 2 years at University / since our third year at University.*

2. To express an action, which has been in progress lately but is not going on now.

The result is pointed out in this case: *This man is tired. He has been piloting the plane.*

### ***The Past Perfect Continuous Tense***

#### **Formation:**

+ We use the auxiliary verbs **HAD BEEN** and the main verb with **-ING** to form positive sentences in the Past Perfect Continuous tense.

? In questions we place the **1-st** auxiliary verb **HAD** before the subject.

- In negative sentences we place the negative particle **NOT** after the 1-st auxiliary verb **HAD**.

**Indicators:** since, for, already.



### **Use:**

1. We use the Past Perfect Continuous tense to indicate the duration of a past action which continued up to a certain moment in the past and was still going on at that moment: *They **had been skating** together for five years before they entered the competition.*

2. We use the Past Perfect Continuous tense to indicate the duration of a past action which continued up to a certain moment in the past, completed before that moment but its result was visible in the past: *She **had been working hard** that day, so she was tired.*

## ***The Future Perfect Continuous Tense***

### **Formation:**

+ We use the auxiliary verbs **WILL HAVE BEEN** and the main verb with **-ING**

to form positive sentences in the Future Perfect Continuous tense.

? In questions we place the **1-st** auxiliary verb **WILL** before the subject.

- In negative sentences we place the negative particle **NOT** after the 1-st auxiliary verb **WILL**.

**Indicators:** since, for, already.

**Use:** We use the Future Perfect Continuous tense to indicate an action which will be going on until a certain moment in the future and will probably still be going on at this moment: *They will have been redecorating their flat for eight months by September.* — *В сентябре будет 8 месяцев, как они ремонтируют свою квартиру.*

## **The possessive case of nouns (the genitive case)**

We form the possessive case with 's or s'.

The possessive case is used with nouns denoting:

1. Living creatures: *Mum's bag.*
2. Time periods: *two months' holiday.*
3. Distances: *fifty kilometers' drive.*
4. Places and geographical names: *Alaska's natural resources.*
5. Organizations: *Sony's director.*

Nouns denoting things (=non-living objects) are NOT used in the possessive case, they are used with the "of-phrase": *the walls of the room.*

If a plural noun ends in "s" we use only the apostrophe: *my friends' support.*

## The Use of 's and s' with non-living Things

We use 's and s' with some non-living things:

- fixed phrases ( the earth's surface, the journey's end, the ship's company);
- time phrases (singular): an hour's journey, a day's work, a month's salary;
- time phrases (plural): two hours' journey, three days' work, five months' salary.

It's also used with nouns expressing **space and weight**, with **the names of countries, cities and ships** and with the nouns world, country, city, ship:

- the river's edge Moscow's theatres;
- World's best museums;
- Our country's best opera house;
- The ship's crew.

We can use 's when the first noun is an **organisation**:

- the government's decision;
- the company's success.

The Genitive is used in some **set expressions**:

- For Heaven's sake / for God's sake;
- At one's wit's end;
- A hair's breadth;
- At a stone's throw.

We generally don't use the noun after 's when we refer to:

- People's houses: we are having a party **at** Ann';
- Shops: at the baker's;
- Work — places: **at** the doctor's.

## Articles with geographical names and other proper nouns

**No article is used:**

1) **With land objects:** with names of continents, countries, cities, towns, settlements, villages, streets, squares, parks, bridges, airports, railway stations, some areas and territories: *Europe, Asia, North America, Siberia, Alaska, Spain, Madrid, Pennsylvania Avenue, Downing Street, Trafalgar Square, Hyde Park, Tower Bridge, Kennedy Airport; Heathrow.*

**Exceptions:** *the Hague, the Netherlands, the Crimea, the Ukraine, the Lebanon, the Congo.*

2) with names of mountain peaks and separate islands: *Everest, Madagascar;*

3) with names of lakes: *Lake Geneva, Lake Baikal;*

4) with names of months and days of the week: *June, July, August, Friday, Saturday*;

5) with names of constructions, cathedrals, universities, palaces, public places if the first word is a proper noun: *Buckingham Palace, Cambridge University, St. Paul's Cathedral, Harrods*;

6) with names of magazines: *Cosmopolitan*.

### **The definite article “the” is used with names of:**

1) water objects: oceans, seas, rivers, canals, channels: *the Thames, the Black Sea, the Pacific Ocean, the English Channel, the Volga, the Suez Canal*;

2) groups of islands and chains of mountains: *The British Isles, the Caucasus, the Alps*;

3) deserts: *the Sahara Desert*;

4) if there is a common noun in the name of the country: *the United States of America; the UK; The European Union; The Russian Federation*;

5) some geographical areas and unique buildings and structures: *the Far East, the Arctic, the Middle East, the Kremlin, the Acropolis, the Eiffel Tower*;

6) restaurants, cafes, clubs, pubs: *the Old Shepherd Pub, the Prague Restaurant*;

7) theatres, museums, art galleries, cinemas, hotels: *the Bolshoi Theatre, the Hilton, the Ritz Hotel, the Tower of London; the British Museum, the Tate Gallery, the National Gallery*;

8) ships and newspapers: *the Titanic, the Aurora, the Times, the Guardian*;

9) nationalities in the plural if they denote the whole nation: *the Italians, the Germans, the English, the Japanese*;

10) languages if there is the word “language”: *the German language but German*;

11) diseases: *She's got influenza. BUT: to have a headache, to have a cold, to have a toothache*.

12) cardinal points: the South, the West.

### **The sequence of tenses**

The Sequence of Tenses is observed in the complex sentence with an object clause. If the verb in the main clause is in one of the past tenses, a **past** or **future in the past** must be used in the subordinate clause. The action in the subordinate clause may be *simultaneous* with the action of the main clause, may happen *before* or *after* it.

- If the action in the subordinate clause is **simultaneous** with the action in the main clause, *the Past Simple or Past Continuous* is used in the subordinate clause: *He told us he lived with his parents*.

- If the action in the subordinate clause **happened before** the action in the main clause, *the Past Perfect or Past Perfect Continuous* is used in the subordinate clause: *He told us he had already come home.*

- If the action in the subordinate clause **happened after** the action in the main clause, one of *the Future in the Past* is used in the subordinate clause: *He told us he would come home soon.*

When we use the Sequence of Tenses in the reported speech, verb forms in the object clauses are changed in the following way: present becomes past, past becomes past perfect, future becomes future-in-the-past.

*Adverbs of time and place are also changed:*

Here — there;

This — that;

These — those;

Now — then, at that moment;

Today — that day;

Yesterday — the day before, the previous day;

A year ago — a year before;

Last night — the previous night;

Tonight — that night;

Tomorrow — the following day, the next day;

The day after tomorrow — two days later;

In 3 months — 3 months later.

1. The main sphere where the Sequence of Tenses is applied is the object clause.

2. If there are several subordinate clauses in a sentence, the rule is observed in all of them: *I was sure he **would** tell her that he **was going** to the Caucasus.*

3. The Sequence of Tenses is not observed if the object clause expresses a *general truth* or something is represented as *habitual, customary or characteristic*: *The teacher told the children that water boils at 100°C. We knew that he plays tennis well.*

4. The Sequence of Tenses is mostly observed in adverbial clauses of time and condition but in adverbial clauses of cause and comparison as well as in attributive clauses it is not strictly followed: *He was once stronger than he **is** now. He refused to go to the theatre because he **will have** an exam in a few days. Yesterday I **knew** about the problems you **are having** now.*

5. The Past Simple after “since” generally remains unchanged: *She said she had been writing since she came.*

## Modal verbs and expressions

Modal verbs express not the action itself but the attitude to it, i. e. whether it is regarded as possible/ impossible, obligatory, desirable, etc.

Modal verbs are defective, as they:

- 1) have neither –ing forms nor the Passive Voice;
- 2) do not have future forms, and only two of them (can, may) have past form (could, might);
- 3) do not have the ending (e)s in the Present Simple Tense;
- 4) do not require particle to after them (except for the verbs ought, need);
- 5) do not need auxiliary verb “do” (“did”) in negative and interrogative sentences.

**Modal verbs are as follows:**

can [kæn] could [kud]

may [mei] might [mait] must [mʌst] should [ʃud] ought to [o:t] need

be able to = can

be allowed to = may have to = must

be to = must

## Modal expressions

Modal	Past	Equivalent	Meaning	Example	Translation
Can	Could	Be able to	Ability of capability	I <b>can</b> swim	Я <b>могу (умею)</b> плавать
			Informal permission	<b>Can</b> I call you right away?	Я <b>могу</b> позвонить тебе прямо сейчас?
May	Might	Be allowed to	Formal permission	You <b>may</b> go home now	Вы <b>можете</b> идти домой сейчас
			Supposition implying doubt	It <b>may</b> rain today	<b>Возможно,</b> сегодня пойдет дождь
Must	–	Have to Be to	Obligation	You <b>must</b> do it	Вы <b>должны</b> это сделать
			Supposition based on assurance	He <b>must</b> be at home now.	Он, <b>должно быть,</b> сейчас дома

Should (ought to)	–	–	Moral obligation or advice	He <b>should</b> help his friend	Он <b>должен</b> помочь своему другу
Need	–	–	Necessity (only in negative and interrogative sentences)	<b>Need</b> he come here?	<b>Нужно</b> ли ему приходить сюда?

### *Modal verbs with the perfect infinitive*

Modal verbs can take different infinitive forms. Being used after a modal verb, the perfect infinitive either refers the action to the past or adds the shade of reproach or regret.

Modal	Meaning	Example	Translation
Can, could	Incredulity, doubt, astonishment.	He couldn't have told you that!	Он не мог сказать тебе такого!
May, might	Supposition, related to the past	He might have been there.	Он, вероятно, здесь уже бывал.
might	Reproach	You might have opened the door for me.	Ты мог бы и от- крыть мне дверь.
must	Supposition related to the past.	He must have been at home when you tried to find him in the office	Должно быть, когда вы пытались застать его в офисе, он был дома.
should	A duty that hasn't been fulfilled.	You should have helped your friend.	Тебе следовало бы помочь своему другу!

Need (как правило, в отрицательной форме)	Absence of necessity; regret that something that has been done turned out unnecessary.	I needn't have bought the bread — Mom has bought it already	Мне не нужно было покупать хлеб — мама уже купила.
Be to	Arrangement or a part of plan that hasn't been fulfilled.	You were to have done the task by today	Вы должны были выполнить задание к сегодняшнему дню.

### The passive voice

	Simple (Indefinite)	Continuous	Perfect
	facts, customary, repeated actions	actions unfinished at a given moment	actions completed by a given moment
<b>Present</b>	The letter <b>is written</b> . The letters <b>are written</b> . I <b>am shown</b> the letters.	The letter <b>is being written</b> . They <b>are being written</b> . I <b>am being shown</b> the letters.	The letter <b>has been written</b> . The letters <b>have been written</b> .
<b>Past</b>	The letter <b>was written</b> . The letters <b>were written</b> .	The letter <b>was being written</b> . They <b>were being written</b> .	The letter <b>had been written</b> .
<b>Future</b>	The letter <b>will be written</b> . I <b>shall be shown</b> the letters.		The letter <b>will have been written</b> . I <b>shall have been shown</b> the letters.
<b>Future in the Past</b>	The letter <b>would be written</b> . I <b>should be shown</b> the letters.		The letter <b>would have been written</b> . I <b>should have been shown</b> the letters.

## Formation

We use the auxiliary verb **be** and the **past participle** of the notional verb to form the passive voice. *The house **was built** last year. New houses **are built** every year. A new school **will be built** here.*

Sometimes in informal spoken English we can use **get** instead of **be** with verbs of action. *Our dog **got run** over by a car. There was a fight at school but nobody **got hurt**.* USE

1. We use the passive voice when it's **not important** or it's not known **who or what** did the action.

Only the transitive verbs which take an object can be used in the passive: *His article **was published** yesterday. Paper **is made** from wood. She **will be met** at the station.*

Intransitive verbs (*to arrive, to become etc*) can't be used in the passive.

2. We use **by** to say who did something or what caused the action and we use **with** for the instrument of the action: *The house was built **by** my father. The house was destroyed **by** fire. The letter was written **with** the pencil.*

Compare: *The fire was put out **by** water. The fire was put out **with** water.*

3. We use the passive infinitive (*to be done*) after modals and some other verbs: *This work must **be done** in time. The music could still **be heard**. I want **to be left** alone.*

4. If the verb has two objects and it is possible to make two passive sentences, it is more usual to begin the passive sentence with the person.

*They offered him this job yesterday. **He was offered this job** yesterday.*

(***This job** was offered to him yesterday.*) The verbs which take prepositional objects can be used in the passive in English. Mind the place of the preposition: *He is often laughed **at**. He was much spoken **about**. Will the doctor be called **for**?*

5. The English passive sentence is not always translated into Russian in the passive voice: *I wasn't told about the meeting. Мне не сказали о собрании.*

6. There are sentences in the active voice which have a passive meaning. *The door opened. These clothes wash well. Дверь открылась. Эта одежда хорошо стирается.*

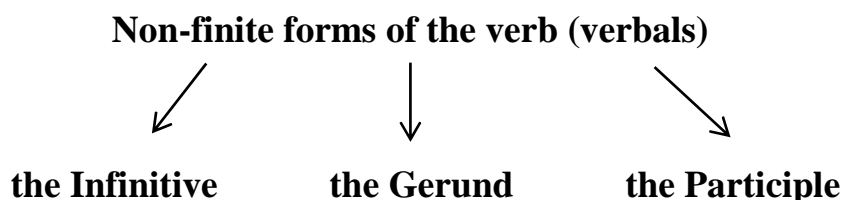


## Conditional sentences

Condition	Type	Meaning	Formation	Example
<b>Real</b>	0	They are used to express something which is always true	<b>If Present Simple, Present Simple*</b>	If you <b>heat</b> water, it <b>boils</b> . — Если вы нагреете воду, она закипит
		Просьба сделать что-то при наступлении определенного условия	<b>If Present Simple, Imperative sentence</b> (повелительное предложение)	If you <b>see</b> him <b>tell</b> him to contact me. — Если ты увидишь его, скажи ему, чтобы связался со мной
	1	They are used to express real or very probable situation in the future	<b>If Present Simple, Future Simple</b>	If the weather <b>is</b> fine we <b>will go</b> for a walk. — Если погода будет хорошей, мы пойдем на прогулку
<b>Unreal</b>	2	They are used to express imaginary situations which are contrary to facts in the present and, therefore, are unlikely to happen in the present or future. They are also used to give advice. It is the so called <b>unreal present</b>	<b>If Past Simple, would + V1</b>	If I <b>had</b> money now I <b>would buy</b> this book. — Если бы у меня были деньги (сейчас), я бы купил эту книгу
	3	They are used to express imaginary situations which are contrary to facts in the past. They are also used to express regret or criticism. It is the so called <b>improbable past</b> .	<b>If Past Perfect, would + have + V3</b>	If I <b>had had</b> money yesterday I <b>would have bought</b> the book. — Если бы у меня были деньги вчера, я бы купил эту книгу

	<p>This type of mixed conditional refers to an unreal past condition and its probable result in the present. These sentences express a situation which is contrary to reality both in the past and in the present. In these mixed conditional sentences, the time is the <b>past</b> in the "if" clause and is the <b>present</b> in the main clause.</p>	<p>If <b>Past Perfect, would + V1</b></p>	<p>If <b>I had listened</b> to my Mom and <b>had gone</b> to the college, I <b>wouldn't be</b> such a wretched lot now!  — Если бы я слушался свою маму и поступил в колледж (тогда, в прошлом), я был таким неудачником сейчас.</p>
Mixed	<p>These mixed conditional sentences refer to an unreal present situation and its probable (but unreal) past result. In these mixed conditional sentences, the time in the if clause is <b>now or always</b> and the time in the main clause is <b>before now</b>. For example, "If I wasn't afraid of spiders" is contrary to present reality. I am afraid of spiders. "I would have picked it up" is contrary to past reality. I didn't pick it up.</p>	<p>If <b>Pas Simple, would + have + V3</b></p>	<p>If you <b>were</b> more careful, you <b>would have written</b> the test on Monday much better.  — Если бы ты был более внимательным (вообще), то ты бы написал тест в понедельник намного лучше (в прошлом)</p>

\* In this type of conditional sentence, the tense in the 'if' clause is the past simple, and the tense in the main clause is the present conditional (would and first form of the verb)



**Characteristic Traits of the Verbals:**

1. They have a double nature, nominal and verbal.
2. Their tense distinctions are not absolute like those of the finite verb, but relative.
3. All the verbals can form predicative constructions, i. e. constructions consisting of two elements, a nominative element (noun or pronoun) and a verbal (participle, gerund or infinitive); the verbal element stands in predicative relation to the nominal element, i. e. in a relation similar to that between the subject and the predicate of the sentence.

*E.g.: They sat down to supper, Manston still talking cheerfully.*

**The infinitive  
Its forms and functions**

*The infinitive is a non-finite form of the verb, which combines the features of the verb and the noun.*

The infinitive is used with or without the particle “to”.

The infinitive has tense distinctions. The infinitive of transitive verbs has also voice distinctions. The forms of the infinitive in Modern English are as follows:

	<b>Active</b>	<b>Passive</b>
<b>Indefinite</b>	to write	to be written
<b>Continuous</b>	to be writing	—
<b>Perfect</b>	to have written	to have been written
<b>Perfect Continuous</b>	to have been writing	—

**The tense distinctions** of the infinitive are not absolute but relative:

A. The Indef. Infinitive denotes an action simultaneous with the action expressed by the finite verb:

*E.g.: He is said to have five children.*

B. The Continuous Infinitive is used to indicate the duration of the action which is going on during the action expressed by the finite verb:

*E.g.: He is said to be writing a new book now.*

C. The Perfect Infinitive denotes an action prior to that of the finite verb:

*E.g.: He is said to have visited Rome last year. She claims to have met Richard Gere.*

D. The Perfect Continuous Infinitive is used to indicate the duration of the action which happened before the action of the finite verb.

*E.g.: She is tired. She claims to have been working hard lately.*

The infinitive without the particle “to” is called **the bare infinitive** and is used in the following cases:

- 1) after modal verbs *can, could, may, might, should, shall, must*;
- 2) after *would rather, had better*;
- 3) after *let, make, see, hear, feel, watch, notice* in the Complex Object (but if these verbs are in the Passive, they are followed by the “to-infinitive”);
- 4) after **Why** in questions: *E.g.: Why pay more? Why not take a holiday?*

### ***The Functions of the Infinitive in the Sentence***

1. A subject (\_\_\_): *E.g.: To live is to learn. To read a lot is to know much.*
2. A predicative: *E.g.: To live is to learn. To read a lot is to know much.*
3. A part of a compound verbal predicate: *E.g.: It started to rain. He doesn't seem to be writing anything now.*
4. An object ( \_ \_ \_ ): *E.g.: I want you to do it on time. Do you want to go to the lecture?*
5. An attribute ( \ / \ ). *E.g.: This is the book to be read on holidays. Who was the last to come?*
6. An adverbial modifier ( - . - . ). *E.g.: My brother went to Oxford to study. He is too lazy to get up early.*

### ***The use of the Infinitive***

**The to-infinitive is used in the following cases:**

1. To express purpose: *He called to talk about our new project.*
2. After verbs (ask, decide, know, remember, forget, explain, learn, understand, and wonder) followed by a question word (what/whether/how etc.): *We asked how to get to the station.*

3. After certain verbs: offer, decide, expect, hope, deserve, attempt, promise, agree, appear, plan, aim, afford, manage, threaten, refuse, arrange, learn, forget, fail, seem, tend, pretend, and claim: *They claim to finish the project today.*

4. After verbs followed by an object: want, ask, help, expect, beg, mean (= intend), would prefer, would hate, tell, remind, force, enable, teach, order, warn, invite, persuade, allow, get (= persuade, arrange for): *We expected Tom to be late.*

5. After would like, would love, and would prefer to express a specific preference: *Where would you like to have dinner tonight? I would prefer to eat out.*

6. After adjectives which describe:

- feelings and emotions (happy, sad, glad, etc.): *I was sad to hear about it.*

- willingness / unwillingness (willing, eager, reluctant, etc.): *I am eager to help you.*

- a person's character (clever, kind, nice, etc.): *You are so kind to help me.* (We can also use impersonal constructions in this case: *It was kind of you help me.*)

- after lucky and fortunate: *He was lucky to win the lottery.*

7. After too / enough: *You are too young to travel alone. It isn't warm enough to go out.*

8. After be + first / second / next / last: *She was the first to get up yesterday.*

9. With it + be + adjective / noun: *It was easy to find the house. It is useless to do it. It's difficult to learn a foreign language.*

10. To talk about an unexpected unpleasant event usually with only: *I arrived at the bus stop only to find out that my bus had been cancelled.*

11. In some set expressions: to begin with, to tell you the truth, to put it mildly, to cut a long story short, to be honest, to sum up: *To sum up, it was hard to get it.*

**The infinitive without to (the bare infinitive) is used in the following cases:**

1. After modal verbs: *He can speak four languages.*

2. After the verbs let, make, see hear, and feel followed by an object: *He made her confess in the crime. Let me do it by myself. I saw him take the money.* But if these verbs are in the passive form, they are followed by the to-infinitive: *He was seen to take the money.* If the verbs see, hear and watch are followed by the gerund to express an incomplete action, there is no change in the passive: *He was seen counting the money.*

3. After had better and would rather: *We had better take the train because the traffic is very bad at the moment. I'd rather not do it at all.*

4. After the verb to help either the to-infinitive or the bare infinitive is used: *My friends helped me to decorate my flat.*

<b>The Objective-with-the-Infinitive Construction</b>	<b>The Subjective-with-the-Infinitive Construction</b>	<b>The for-to-Infinitive Construction</b>
<p>Its function is a <b>complex object</b>.</p> <p>The infinitive is in predicate relation to a noun in the common case or a pronoun in the objective case.</p> <p>It is used after verbs:</p> <p>1) of sense perception: <i>I heard <u>him speak</u> in the next room.</i></p> <p>Note: “to see and to hear” may denote mental perception (= to learn, to understand). In this case no infinitive is used. An object clause is used after them instead: <i>I see (that you don't understand me);</i></p> <p>2) of permission, request, order (to allow, to permit, to let, to suffer, to order, to command, to make, to force): <i>He ordered <u>a taxi to be</u> at the door at nine;</i></p> <p>3) of liking and disliking, wish: to want, to wish, to have, to like, to hate: <i>I wish <u>him to come</u> as soon as possible. I won't have <u>you do</u> such things;</i></p> <p>4) of mental perception: to know, to believe, to understand: <i>I knew <u>him to be</u> a clever man.</i></p>	<p><b>Complex subject.</b></p> <p>It doesn't serve as one part of the sentence: the first element is the subject of the sentence; the second element is part of a compound verbal predicate.</p> <p>The infinitive is in predicate relation to a noun in the common case or a pronoun in the nominative case.</p> <p><b>It is used after verbs in the passive voice:</b></p> <p>1) of permission, request, and order: (to order, to command, to make, to force, to allow, to permit) (in the passive voice): <i><u>They were requested to be ready</u> by 7;</i></p> <p>2) of physical perception: (to hear, to see, to feel) (in the passive voice): <i><u>They were seen to leave</u> the house early in the morning;</i></p> <p>3) of mental perception: to declare, to deny, to prove, to know, to mean, to believe (in the passive voice): <i><u>He was known to be</u> a capable student;</i></p> <p>4) of saying and reporting: to say, to report, to announce, to declare (in the passive voice):</p>	<p>The infinitive is in predicate relation to a noun or a pronoun preceded by the preposition “for”.</p> <p>Functions:</p> <p>1. Subject (often with anticipator “it” = предвосхититель “it”): <i>It's a shame <u>for people to spend</u> so much money this way.</i></p> <p>2. Predicative: <i>That <u>was for him to find out</u>.</i> (ВЫЯСНИТЬ ЭТО ДОЛЖЕН БЫЛ ОН)</p> <p>3. Complex Object: <i>He waited <u>for her to speak</u>.</i></p> <p>4. Attribute: <i>There's nobody here <u>for him to play with</u>.</i></p> <p>5. Adverbial modifier</p> <p>a) of purpose: <i>He stepped aside <u>for me to pass</u>.</i></p> <p>b) of result: <i>He spoke loud enough <u>for me to hear</u>.</i></p>

<p>after to wait, to listen, to rely + prepositions: <i>I listened to the rain pattering on the leaves.</i></p>	<p><i>She is said to be a very good student;</i></p> <p>5) <b>after verbs in the active voice:</b> to seem, to appear, to prove, to happen, to chance (in the active voice): <i>He proved to be an excellent musician;</i></p> <p>6) after phrases with “to be”: be likely, be unlikely, be certain, be sure: <i>You are sure to like it.</i></p>	
---	---	--

### The gerund Its forms and functions

The gerund is a non-finite form of the verb which combines the features of the verb and the noun

The gerund is formed by adding the suffix –ing to the stem of the verb, and coincides in form with P I.

The Gerund has tense distinctions. The Gerund of transitive verbs has also voice distinctions. The forms of the Gerund in Modern English are as follows:

	Active	Passive
Indefinite	writing	being written
Perfect	having written	having been written

1. There’s no gerund in the Russian language and the English gerund is rendered in Russian in different ways:

- a. By a noun: *Dancing had not begun yet.* (Танцы еще не начались).
- b. By an infinitive: *She had tea with lemon before leaving.* (Перед тем как уйти, она выпила чая с лимоном).
- c. By деепричастие: *Without waiting for her answer he turned and left us.* (Не дожидаясь ее ответа, он повернулся и вышел).
- d. By a subordinate clause: *He regretted now having come.* (Теперь он сожалел, что пришел).

2. The tense distinctions of the gerund are not absolute but relative.

a. The Indef. Gerund denotes an action simultaneous with the action expressed by the finite verb: *He can swim for any number of hours without tiring.*

*She walked on without turning her head.*

b. The Perfect Gerund denotes an action prior to that of the finite verb: *She denies having spoken to him.*

Note: A prior action is expressed by an **Indefinite Gerund after the verbs: to remember, to excuse, to forgive, to thank, after the prepositions on (upon), after and without:** *I don't remember hearing the legend before.*

### **The Functions of the Gerund in the Sentence:**

1. A subject (\_\_\_): *Talking mends no holes. Rowing is a pleasure.*

2. A predicative: *The only remedy for such a headache as mine is going to bed.*

3. A part of a compound verbal predicate: *It started raining at night. She began sobbing and weeping.*

4. An object ( \_ \_ \_ ): *I simply love riding. She enjoyed singing.*

Predicative constructions with the gerund form a complex object as they consist of two elements, nominal and verbal: *Perhaps, you wouldn't mind Richard's coming here?*

5. An attribute ( \ \ \ ). **In this function the gerund is always preceded by a preposition:** *He was born with the gift of winning hearts.*

6. An adverbial modifier ( \_ . \_ ). **In this function the gerund is preceded by a preposition.** It is used in the function of:

\_ . \_ of time (preposition after, before, on (upon), in, at): *After skiing all day I caught a cold.*

\_ . \_ of manner (preposition 'by' or 'in'): *The day was spent in packing.*

\_ . \_ of purpose (preposition 'for'): *One side of the mountain was used for skiing.*

\_ . \_ of condition (preposition 'without'): *He has no right to come without being invited.*

\_ . \_ of cause (preposition 'for', 'for fear of', 'owing to'): *For fear of catching a cold, I didn't go skiing.*

\_ . \_ of concession (preposition 'in spite of'): *In spite of being busy, he helped her.*

### ***The use of the Gerund***

#### **The gerund is used in the following cases:**

1. As a noun: *Smoking is bad for health.* With the following verbs and verbal phrases: to avoid, to admit, to appreciate, to burst out, to deny, to enjoy, to excuse, to fancy, to imagine, to finish, to go (for activities), to give up, to go on, to keep (on), to



mind (in negative and interrogative sentence), to miss, to postpone, to put off, cannot help, to suggest, to practice, to consider, and some others: *The son avoided looking at his father. Forgive my speaking plainly. She denied having been at the station that evening. He couldn't imagine winning the match.*

2. After love, like, enjoy, prefer (doing something to something else), dislike, hate to express general preference: *He enjoyed thinking of her as his future wife. He prefers swimming to dancing.* But for a specific preference (would like / would love / would prefer) we use a to-infinitive: *We'd like to have a cake with tea.*

3. After spend, waste, lose (time, money): *He spent a lot of time and money decorating his flat. We just lost time trying to get a visa.*

4. With the following verbs and verbal phrases used with a preposition: to accuse of, to agree to, to approve of, to complain of, to depend on, to feel like, to insist on, to look like, to object to, to persist in, to prevent from, to rely on, to speak of, to succeed in, to suspect of, to thank for, to think of, to give up the idea of, to look forward to, not to like the idea of, to miss an (the) opportunity of, to be used to, and some others: *I don't feel like going out. They accuse me of having dealt with the Germans. You may rely on my setting matters right. Don't miss the opportunity of hearing this pianist.*

5. With the following word-groups (with or without a preposition): to be aware of, to be busy, to be capable of, to be fond of, to be guilty of, to be pleased (displeased) at, to be proud of, to be sure of, to be surprised (astonished) at, it's (not) worth (while), it's no use, it's no good, what's the use of, there's no point in, can't help, can't stand, have difficulty in, have trouble, and some others: *She was not pleased at my coming. Their wedding-party was worth seeing. There's no point in doing this work. What's the use of going there? I can't help smiling at it.*

### *The gerund and the infinitive*

With a number of verbs and word-groups **both the gerund and the infinitive** may be used. The most important of them are:

**1) begin, start, continue:** *They started **talking** / **to talk**.*

But we don't use two -ing forms together: *It's **beginning to get** dark.*

**2) advise, allow, permit, recommend, encourage:** If these verbs are in the passive voice or are followed by an object, then they take the Infinitive after them. If there is no object, they take the Gerund.

*They **don't allow us to park** here. (object) We **aren't allowed to park** here. (passive) They **don't allow parking** here. (no object)*

3) **need, require, want** are followed by an Active Gerund to express that something has to be repaired or improved. **Need** can be followed by the Passive Infinitive.

*The flat needs decorating / needs to be decorated.*

*The coat wants dry cleaning. The paper requires rechecking.*

**4) some verbs can be followed by the Gerund or the Infinitive but the meaning is different.**

1. With the verbs “to remember”, “to forget” the infinitive usually refers to the future, while the gerund to the past: *I remember seeing the book in many bookshops. Remember to buy the book. I’ll never forget travelling around India. Don’t forget to lock the door.*

2. With the verb “to regret” the infinitive refers to the future, while the gerund to the past: *We regret to inform you about it. I regret saying this thing to you.*

3. With the verb “to stop” the infinitive means “to stop briefly in order to do something else, something different”: *She stopped to call her boss and then went on translating the contract. She stopped to exchange a few words with a neighbor.* The Gerund means “to give up doing the old thing”: *At 5 p.m. everyone stopped working and went home. They stopped talking when he came in.*

4. With the verb “to mean” the infinitive implies “to intend to do something”: *I’m sorry. I never meant to upset you.* The gerund implies “to involve doing something”: *Getting this job means travelling a lot. If you enter the university, it will mean reading scientific literature.*

5. With the verb “to try” the infinitive implies “to do one’s best, to attempt, to make an effort to do something”: *He tried to fix the roof but it was hard.* The gerund implies “to do something as an experiment”: *Why don’t you try using olive oil instead of butter when cooking?*

6. After the verbs hear, listen to, notice, see, watch, and feel the infinitive describes an incomplete action: *I heard Nicky talking to Chris.* (I only heard part of the conversation). To describe the complete action we use the bare infinitive after these verbs: *I heard Nicky tell the story.* (I heard the whole story).

### ***The gerund and the participle***

In most cases the differentiation between the gerund and the participle does not present any difficulty.

Unlike the participle the gerund may be preceded by a preposition, it may be modified by a noun in the possessive case or by a possessive pronoun; it can be used in the function of a subject, object, and predicative. In the function of an attribute and

of an adverbial modifier both the gerund and the participle may be used, but the gerund in these functions is always preceded by a preposition.

**Complexes with the Gerund**  
**(Predicative Constructions with the Gerund)**


In these complexes the gerund is preceded by a noun in the genitive (or common) case or by a possessive pronoun (or personal pronoun in the objective case).

Complex Subject	Complex Predicative	Complex Object	Complex Attribute	Complex Adverbial Modifier
<i>Our going there won't help much.</i>				a) of time: <i>I'll tell you of the results after his ringing me up;</i>
It may be introduced by «it».	<i>The main thing is our starting on time.</i>	<i>I'm surprised at your saying all this.</i>	<i>What was the reason for your not coming?</i>	b) of cause: <i>Everything was spoiled because of your being late;</i>
<i>It was no use my trying to reassure her.</i>				c) of attendant circumstances: <i>It was done without our having been informed of it.</i>

**The participle**

The participle is a non-finite form of the verb which combines the features of the verb and the adjective or adverb.

**The participle**



Participle I	Participle II
Is formed by adding the suffix <i>-ING</i> to the stem of the verb. Participle I has tense distinctions and voice distinctions, In Modern English Participle I has the following forms:	Is formed by adding the suffix <i>-ED</i> to the stem of regular verbs. Participle II of irregular verbs is formed in different ways and may be found in the third column of the table of irregular verbs.

Participle I			Participle II
	Active	Passive	Participle II has neither tense nor voice distinctions. Participle II of transitive verbs has a passive meaning: <i>a broken glass, a caged bird.</i>
Indefinite	Writing	Being written	
Perfect	Having written	Having been written	
<b>The functions of Participle I in the sentence:</b>			<b>The functions of Participle II in the sentence:</b>
1. An attribute (_____): <i>The fence <u>surrounding</u> the garden is beautiful.</i>			1. An attribute: <i>The <u>disappointed</u> parents were very angry.</i>
2. An adverbial modifier (_____): <ul style="list-style-type: none"> <li>a) of time: <i><u>Having reached the garden</u>, he saw his family;</i></li> <li>b) of cause: <i><u>Having disappointed his parents</u>, he was afraid to meet them;</i></li> <li>c) of manner: <i>He was silent, <u>looking at them</u>;</i></li> <li>d) of comparison( with the conjunctions <i>as if, as though</i>): <i>His parents said so <u>as if forgiving him</u>.</i></li> </ul>			2. An adverbial modifier. In this function Participle II is preceded by the conjunctions <i>WHEN, WHILE, IF, AS IF, AS THOUGH, THOUGH</i> , etc. <ul style="list-style-type: none"> <li>a) of time: <i><u>When disappointed</u> the parents didn't want to talk to him;</i></li> <li>b) of condition: <i><u>If disappointed</u>, the parents wouldn't talk to him.</i></li> </ul>
3. A predicative (_____): <i>His words <u>were disappointing</u>.</i>			of comparison: <i>Dad shook his head <u>as though disappointed</u>;</i>
4. A part of a complex object (_____): <i>I <u>saw the man talking to you in the street</u>.</i>			c) of concession: <i>His parents, <u>though disappointed</u>, were not very angry;</i>
5. A parenthesis: <i>Generally speaking, his words were disappointing</i>			3. A predicative: <i>His parents <u>were disappointed</u>.</i>
			a part of a complex object: <i>He has found <u>his parents disappointed</u></i>

## The participle and its constructions

### Predicative Constructions with the Participle

<p>The Objective Participial Construction (PI, PII) is a construction in which the participle is in predicate relation to a noun in the Common Case or a pronoun in the Objective Case.</p>	<p>The Subjective Participial Construction (usually PI) is a construction in which the participle is in predicate relation to a noun in the Common Case or a pronoun in the Nominative Case, which is the subject of the sentence.</p>	<p>The Nominative Absolute Participial Construction (PI, PII) is a construction which consists of two elements and performs the function of an adverbial modifier.</p>	<p>The Prepositional Absolute Participial Construction is a construction which is preceded by the preposition “with” and performs the function of an adverbial modifier of attendant circumstances.</p>
<p>It performs the function of an object. That’s why it’s also called <b>Complex Object</b>. It is used after verbs of:</p> <p><b>a) sense perception:</b> to see, to hear, to feel, to find: <i>He saw <u>clouds gathering</u>. They saw <u>me disappointed</u>;</i></p> <p><b>b) mental activity:</b> to consider, to understand: <i>I consider <u>myself disappointed</u>;</i></p> <p><b>c) wish (PII only):</b> <i>Father wants <u>it done quickly</u>;</i></p> <p><b>d) to have, to get (PII only):</b> <i>I had <u>my hair cut</u></i></p>	<p><i><u>They were heard talking together.</u></i> (Compound verbal predicate). It is used <b>after verbs of sense perception</b> which are in the Passive Voice</p>	<p>The nominative element is expressed by a noun in the Common Case or a pronoun in the Nominative Case. It is always separated with a comma. This construction can be an adverbial modifier of:</p> <p>a) of time: <i><u>Breakfast being over</u>, he went to the library;</i></p> <p>b) of cause: <i><u>It being now pretty late</u>, we went to bed;</i></p> <p>c) of attendant circumstances and manner: <i>He left, <u>we following him</u>. The dog was sitting under the table, <u>its eyes fixed on its master</u>;</i></p> <p>d) of condition (with participles permitting, failing): <i><u>Weather permitting</u>, we’ll start tomorrow. (Если погода позволит...)</i></p>	<p>It is always separated with a comma and is preceded by “with”: <i>The dog was sitting under the table, <u>with its eyes fixed on its master</u></i></p>

## Absolute Constructions without a Participle

(the 2<sup>nd</sup> element is an adjective, adverb or a prepositional phrase)

<p>The Nominative Absolute Construction performs the function of an adverbial modifier of:</p> <p>a) of time: <i>Breakfast over, he went to the library;</i></p> <p>b) of attendant circumstances: <i>The dog was sitting under the table, its eyes on its master.</i> (устремив взгляд на хозяина)</p>	<p>The Prepositional Absolute Construction performs the function of an adverbial modifier of attendant circumstances and is preceded by the preposition “with”: <i>The dog was sitting under the table, <u>with its eyes on its master.</u></i></p>
---	---

## SOURCES

1. *Dooley, J., Evans, V.* Grammarway 3 — Express Publishing, 2008. — 216 p.
2. *Dooley, J., Evans, V.* Grammarway 4 — Express Publishing, 2013. — 224 p.
3. *Johnson, C.* Intelligent Business. Pre-Intermediate Business English. Coursebook. — Pearson Education Limited, 2010. — 176 p.
4. *Molinsky S. J., Bliss, B.* Side by Side. English through Guided Conversations. — Prentice Hall Regents, Englewood Cliffs, New Jersey, 1983.
5. *Murphy, R.* English Grammar in Use. A self-study reference and practice book for elementary students of English. — Cambridge University Press, 1998.
6. *Murphy, R.* English Grammar in Use. A self-study reference and practice book for intermediate students of English. — Cambridge University Press, 1994.
7. *Wood, N.* Business and Commerce. — Oxford University Press, 2010.
8. *Болина, М. В.* Английский язык. Вводный курс. English. Introductory course [Электронный ресурс]: учебное пособие / М. В. Болина. — Электрон. текстовые данные. — Саратов: Ай Пи Эр Медиа, 2017. — 297 с. — Режим доступа: <http://www.iprbookshop.ru/66629.html>.
9. *Болина, М. В.* Английский язык. Базовый курс. English. Basic course [Электронный ресурс]: учебное пособие / М. В. Болина. — Электрон. текстовые данные. — Саратов: Ай Пи Эр Медиа, 2017. — 275 с. — Режим доступа: <http://www.iprbookshop.ru/66630.html>.
10. *Голицынский, Ю. Б.* Грамматика: Сборник упражнений. — СПб.: КАРО, 2011. — 576 с.
11. *Дроздова, Т. Ю.* English Grammar: Reference and Practice: Учебное пособие для старшеклассников школ и гимназий, студентов неязыковых вузов с углублённым изучением английского языка / Т. Ю. Дроздова, А. И. Берестова, В. Г. Маилова. — Издание восьмое, исправленное и дополненное. — СПб.: Антология, 2003. — 344 с.
12. *Мыльцева, Н. А., Цветкова, И. В.* Сборник упражнений по грамматике английского языка. — М.: Глосса-Пресс, 2006. — 208 с.
13. *Утевская, Н. Л.* English Grammar Book. Version 2.0. Грамматика английского языка. Версия 2.0: Учебное пособие. — СПб.: Антология, 2014. — 480 с.